

# **World Bank Workshop for Enhancing Climate/Disaster - Resilient Renewable Energy Distributed Power System**

## **Session 1:**

**"Experience in Sendai Microgrid Operational Experience  
in the aftermath of Tohoku Earthquake"**

**2019/09/10**

New Energy and Industrial Technology Development Organization

Smart Community Department

Technical Officer

**Keiichi Hirose**

Hotel Yak & Yetu

September 10 – 11, 2019

# About NEDO

## What's NEDO

- NEDO plays an important role in Japan's economic and industrial policies as one of the largest public research and development management organizations. It has the two basic missions of addressing energy and global environmental problems and enhancing industrial technology.
- NEDO coordinates and integrates the technological capabilities and research abilities of industry, academia, and government instead of employing its own researchers. It also promotes the development of innovative and high-risk technologies. NEDO aims to contribute to the resolution of social issues and market creation by demonstrating and promoting practical applications of such technologies.

## NEDO's Missions

- **Addressing energy and global environmental problems**
- **Enhancing industrial technology**

# About NEDO

## Role of NEDO

In its technology development management, NEDO formulates project plans and establishes project implementation frameworks by combining the capabilities of industry, academia, and government, including public solicitations of project participants. NEDO carries out research and development projects and set targets based on changes in social conditions in order to achieve maximum results.

## Position of NEDO



# About NEDO

## NEDO History

In the 1970s, the world experienced two oil crises. To improve Japan's energy diversification, NEDO was established in 1980 to help usher in energy conservation and new energy technologies. In 1988, NEDO added research and development of industrial technology to its activities. Today, it uses its role as a research and development management organization to boost innovation and promote research and development on energy, environmental technology, and industrial technology.

- 1980 • **New Energy Development Organization established**
- 1988 • **Research and development on industrial technology added. Name changed to New Energy and Industrial Technology Development Organization**
- 1996 • Integration with Coal Mine Damage Agency. Coal mine damage compensation program added
- 2003 • **Incorporated Administrative Agency New Energy and Industrial Technology Development Organization established under the Act on the New Energy and Industrial Technology Development Organization**
- 2006 • Kyoto Mechanisms Credit Acquisition Program added
- 2007 • Transitional operations related to coal mine damage recovery completed
- 2012 • Coal and geothermal operations transferred to Japan Oil, Gas and Metals National Corporation
- 2014 • Technology Strategy Center established
- 2015 • **Status changed from incorporated administrative agency to national research and development agency**
- 2016 • Kyoto Mechanisms Credit Acquisition Program discontinued



**1986**  
Experiments on a large-scale grid-connected photovoltaic power system started for the first time on Rokko Island in Hyogo Prefecture



**2012**  
Commercial model demonstration hydrogen station constructed

# About NEDO



## FY2018 Budget

**1.45 billion US dollars**

(FY2018 tentative budget)

NEDO aims to address energy and global environmental problems and raise the level of industrial technology through integrated management of technological development. This ranges from the discovery of technology seeds to the promotion of mid- to long-term projects and support for practical application.

\* As only an outline of NEDO's activities is given below, individual budget amounts do not add up to the total.

### Energy Systems (481 million US dollars)

- System provision technology
- Energy storage technology such as batteries
- Technology related to hydrogen production, storage, transport, and use
- Renewable energy technology

### Industrial Technology (444 million US dollars)

- Robot and AI technology
- IoT, electronics, and information technology
- Manufacturing technology
- Materials and nanotechnology
- Biotechnology

### Energy Conservation and Environment (407 million US dollars)

- Technology to harness unutilized thermal energy
- Environmentally-friendly steel manufacturing technology
- Development of high-efficiency coal-fired power generation technology
- Technology related to sequestration of CO<sub>2</sub>
- Fluorocarbon recovery technology
- 3R technology, including resource screening and metal refining technology
- International demonstrations, Joint Crediting Mechanism activities, and others

### New Industry Creation and Discovery of Technology Seeds (53.6 million US dollars)

- Fostering technology-based startups
- Promotion of open innovation



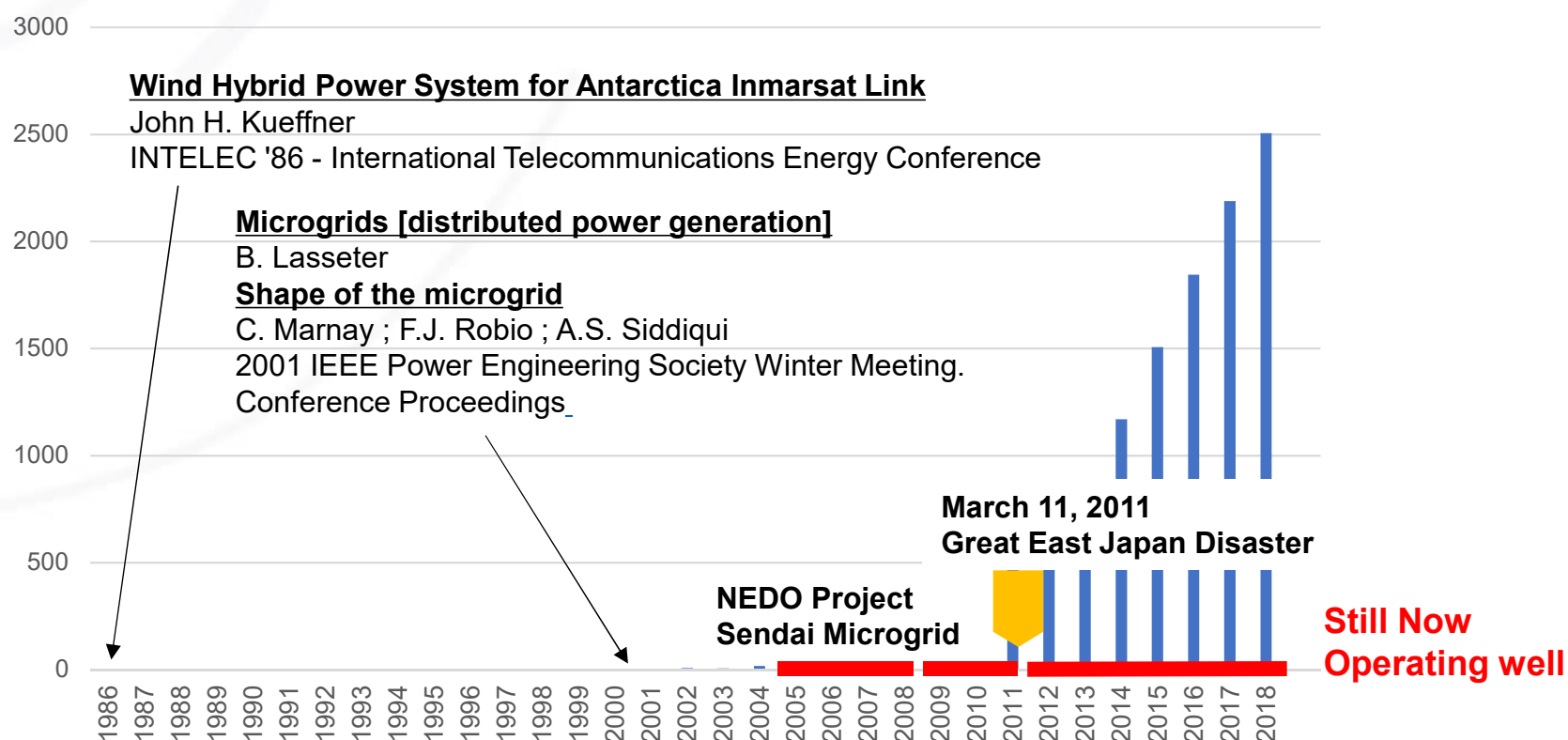


# What this graph shows?

## IEEE Xplore Digital Library, Search Results

Displaying results 1-25 of 12,270 for "**Microgrid + power + system**"

Filters Applied: 1986 - 2018, Conferences (9,754), Journals (2,292), Magazines (131), Early Access Articles (56), Standards (19), Books (15), and Courses (3).



# What is Microgrid?

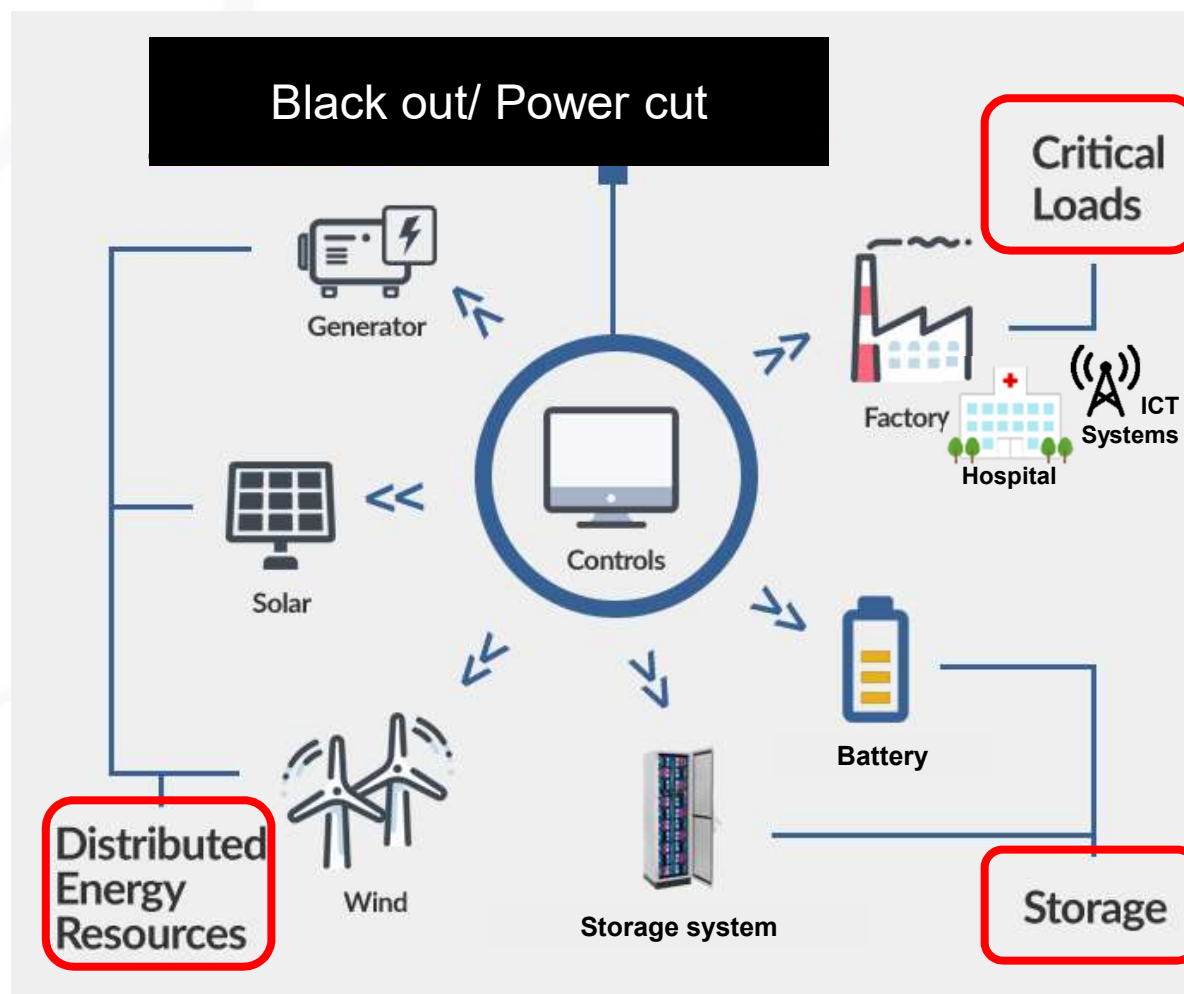
## Microgrid Definitions

- **U.S. Department of Energy Microgrid Exchange Group:**
  - A microgrid is a group of interconnected loads and distributed energy resources within clearly defined electrical boundaries that acts as a single controllable entity with respect to the grid. A microgrid can connect and disconnect from the grid to enable it to operate in both grid-connected or island-mode.
- **CIGRÉ C6.22 Working Group, Microgrid Evolution Roadmap:**
  - Microgrids are electricity distribution systems containing loads and distributed energy resources, (such as distributed generators, storage devices, or controllable loads) that can be operated in a controlled, coordinated way either while connected to the main power network or while is landed.

Source:

<https://building-microgrid.lbl.gov/microgrid-definitions>

# Typical Microgrid Configuration





# Need for Microgrids, Why Microgrid is so expected?

## *Microgrids Poised to Dramatically Change Energy Landscape*

### The Need for Microgrids

The current grid needs more redundancy to protect critical infrastructure and open new value streams.



Critical infrastructure is vulnerable to major disruptions.



Grid infrastructure should be neutral to generation sources while maintaining transmission reliability.



Intentional physical attacks could cause major damage.

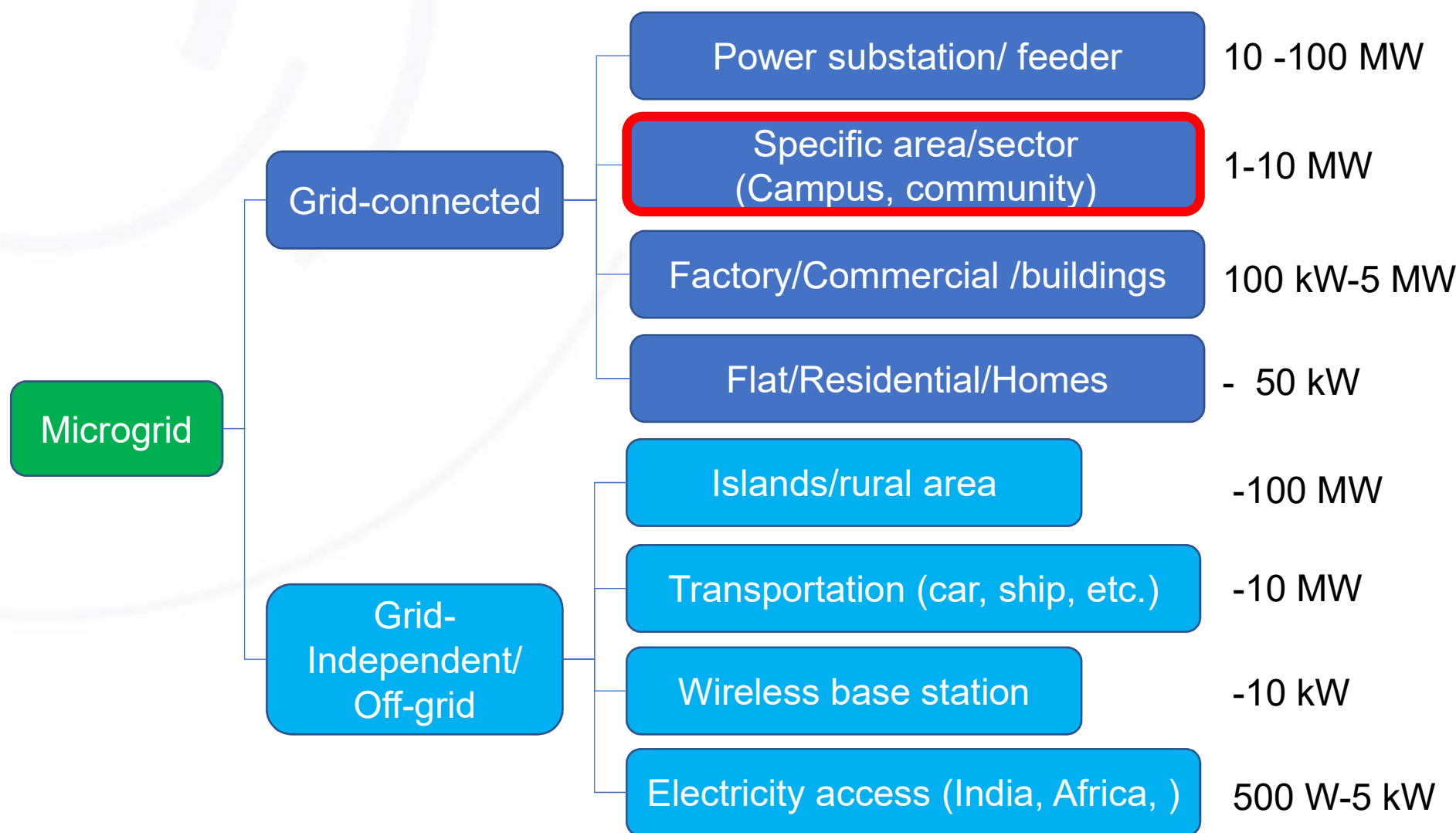


Customers are seeking new opportunities to provide grid services to operators and tenants.



Source: Dan Ton, Microgrid R&D Program at the U.S. DOE,  
2019 Symposium on Microgrids Fort Collins, August 2019

# Category of Microgrid (example)



# The Sendai Microgrid from LBNL/DOE Web Site, USA



The Berkeley Lab logo, consisting of a stylized building icon and the text "BERKELEY LAB".

## MICROGRIDS AT BERKELEY LAB

GRID INTEGRATION GROUP • ENERGY STORAGE AND DISTRIBUTED RESOURCES DIVISION

A graphic illustration of several wind turbines and rows of solar panels under a blue sky.

SEARCH

STAFF | CONTACT US

HOME | PROJECTS | **MICROGRIDS** | DER-CAM | NEWS & EVENTS | PUBLICATIONS | SYMPOSIUMS | ABOUT US

About Microgrids

Microgrid Definitions

Types of Microgrids

Examples of Microgrids

Fort Carson

Mesa del Sol

Santa Rita Jail

**Sendai Microgrid**

Huatacondo

Hartley Bay

New York University

Borrego Springs

Fort Collins

## The Sendai Microgrid

Perhaps the most well-known microgrid demonstration on this planet, The Sendai Microgrid Project was one of the four major New Energy and Industrial Technology Development Organization (NEDO) ones carried out in Japan between 2005 and 2008. After some upgrades, this project is still fully operational.

While already highly successful, the project achieved microgrid superstardom because of its excellent performance during the 2011 earthquake and tsunami. Following a service loss of a few hours, its engine generators were started and the microgrid supplied the teaching hospital of Tohoku Fukushi University, on whose campus it is located, with both power and heat for the duration of the two-day blackout.

The energy center contains two 350 kW natural gas fired gensets, 50 kW of PV, and modest battery storage. Another notable feature of this project are the six varying levels of power quality supplied on various circuits. One of them is a direct DC circuit that supplies the control room, in which all devices, including data racks, are DC to avoid disturbance propagation.

An aerial photograph showing a large industrial or university building with a large solar panel array on its roof. The building is surrounded by a parking lot and other campus buildings. In the background, there are hills and a cityscape.

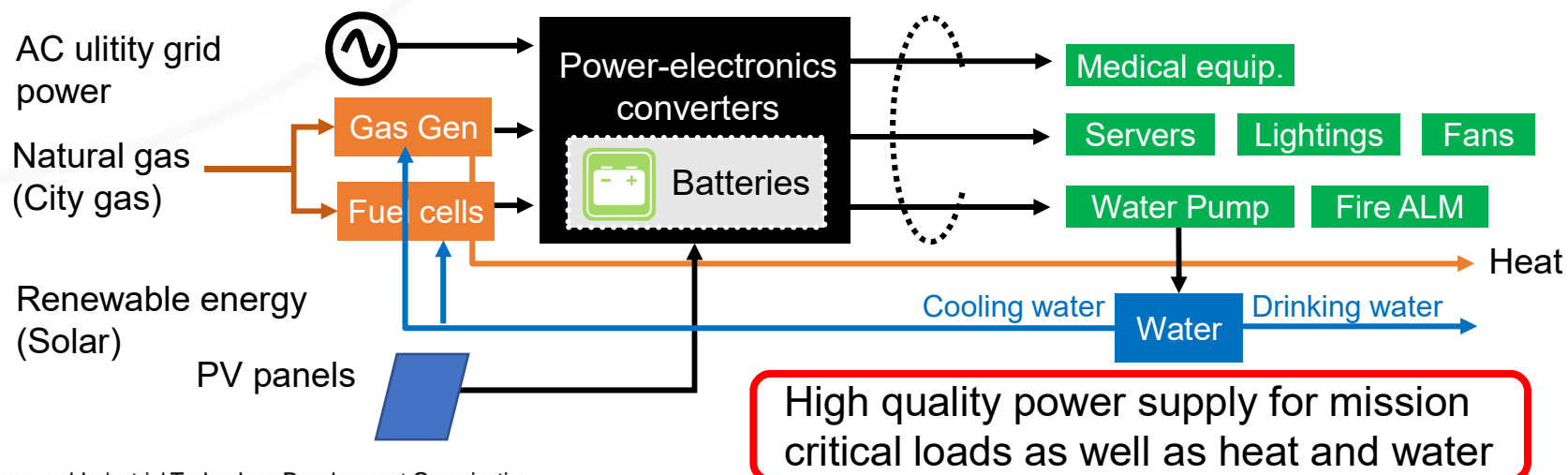



# The Sendai Microgrid (PJ: FY2005 – 2008)

1 mega-watt Microgrid System, Energy Center



Tohoku Fukushi Univ. Campus



# Background of Sendai Microgrid Project

---

- Trends on electricity and customer need in Japan
- Deregulation and liberalization of the electric power market
  - Contribution to environmental protection
  - Practical use of distributed power supply
  - Increase in customer demand for high power quality (PQ)  
and so on...

Studies on “an ideal power supply network system for Japan” have been conducted



**Multi Power Quality Microgrid (MPQM)  
By Sendai Microgrid Project**

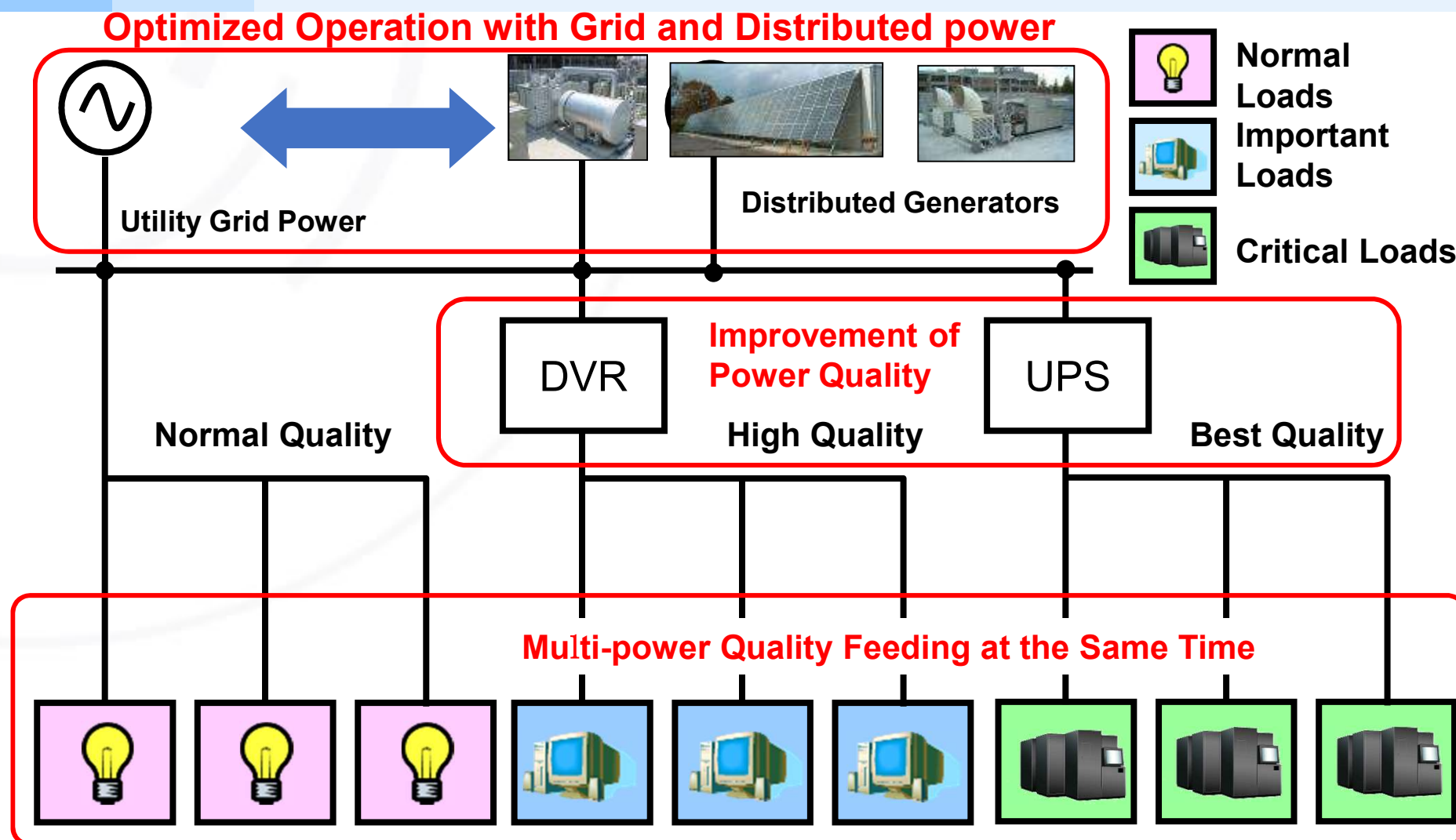
## Goals of NEDO Sendai Project

---

- Optimized operation between the grid power and distributed generators
- Development of a new power plant for multiple power quality level feedings
- Field operation for real customers in some areas
- Verification of the power plant's reliability, stability, and security



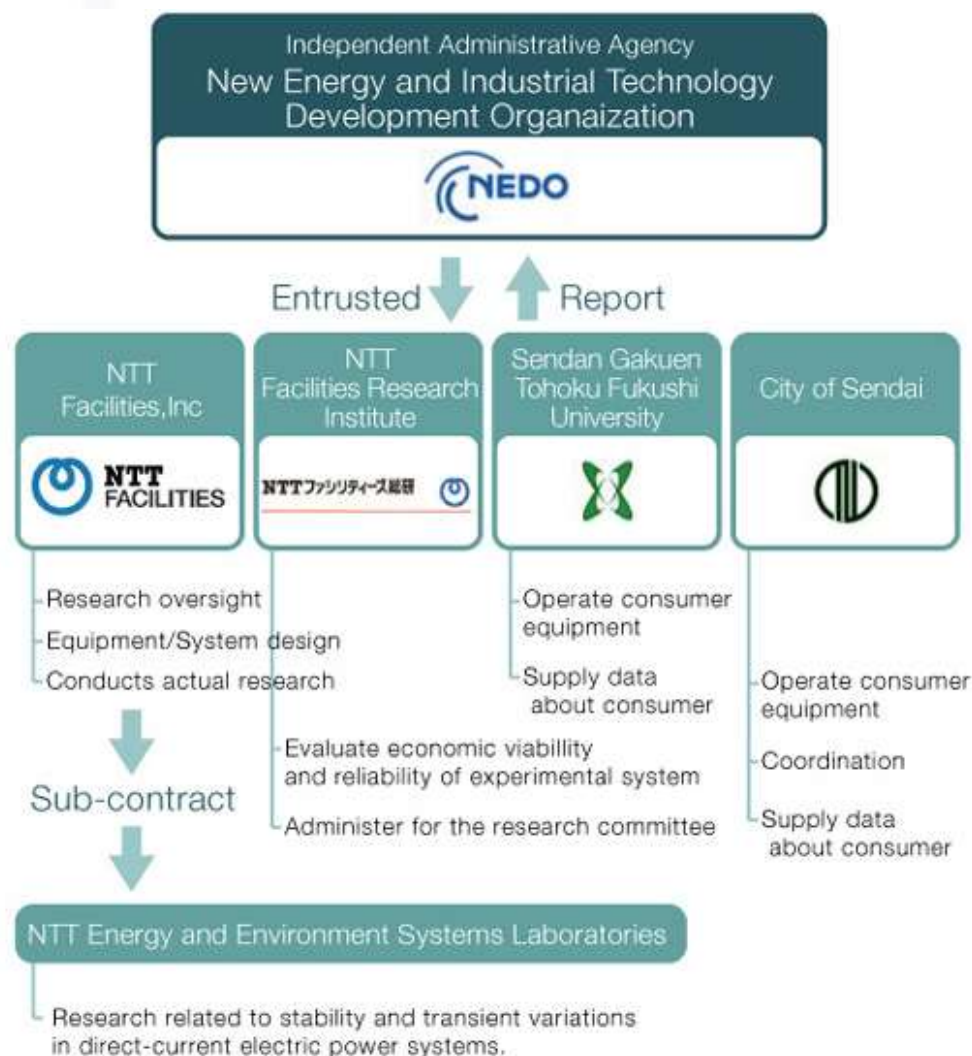
# Concept of Sendai Microgrid



# Project Organization

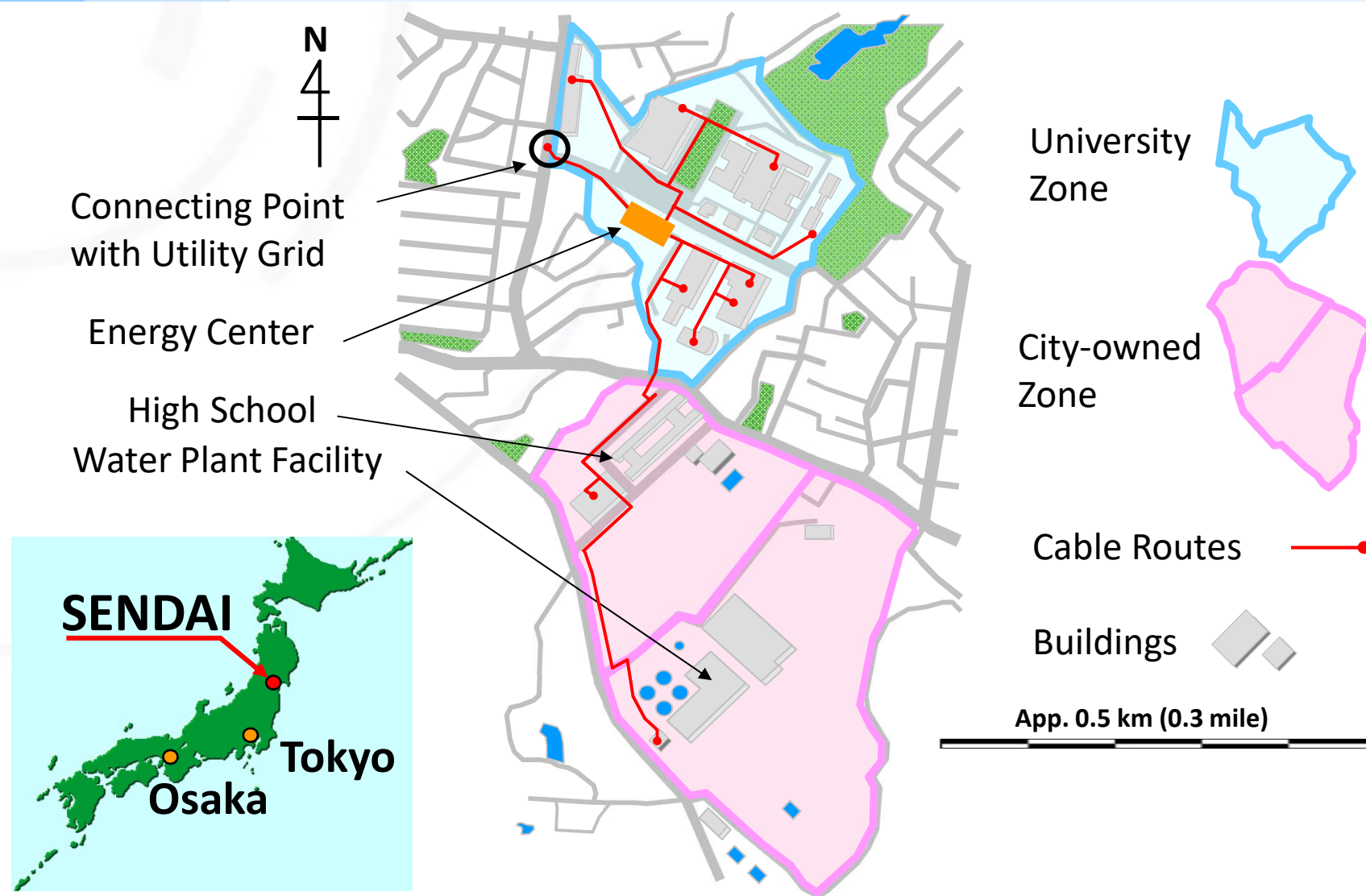


Project Period  
2005 – 2008  
(4 years)

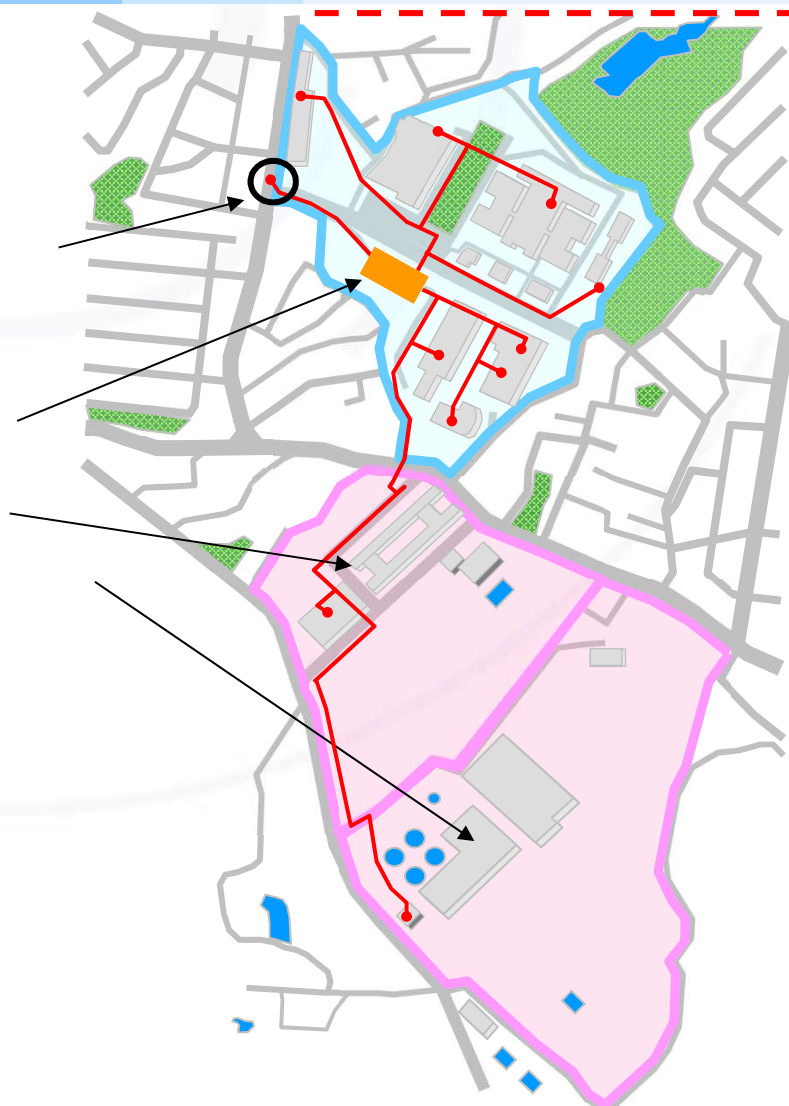


Technical  
Advisory  
committee

# Map of Field Demonstration Area



# Site Comparison Sendai Microgrid Demonstration Area and Kathmandu





# University Zone



Source: Tohoku Fukushi Univ. Web Site

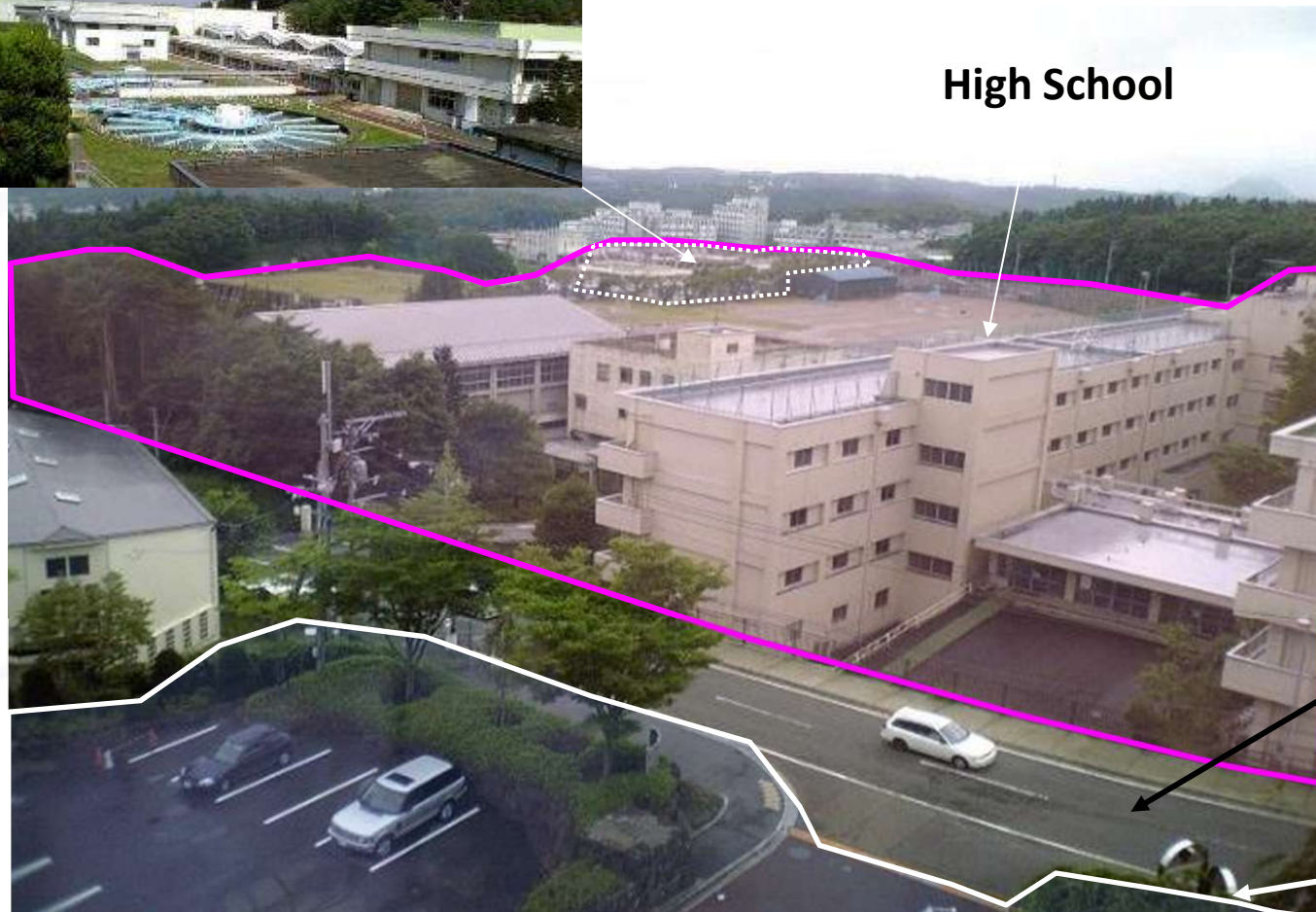
# City-Owned Zone



Water Treatment Facility



High School



City-owned  
Zone

Public Road

University  
Zone



# Defined Power Quality Levels

Requirements	Category				
	DC Power	AC Power			
		<i>Level A</i>	<i>Level B1</i>	<i>Level B2</i>	<i>Level B3</i>
Interruption	NI	NI	Less than 15 ms	Less than 15 ms	Less than 15 ms
Voltage Dip	Y	Y	Y	Y	Y
Outage	Y	Y	Y	Y*	-
Voltage Fluctuations	Y	Y	-	-	-
Voltage Harmonics	Y	Y	-	-	-
Voltage Unbalance	N/A	Y	-	-	-
Frequency Variation	N/A	Y	-	-	-
Note: NI: No Interruption, Y: With compensation -: Without compensation, *: When Gas engine sets generated					

# Kinds of Load

Levels	Capacity of Converters	Consumers (Load)	Zone
Level A	200 kVA	Clinic (MRIs) Laboratory (servers)	University
Level B1	20 kVA	Nursing Care Facilities (lighting, PCs)	University
Level B2	600 kVA	High School (lighting, PCs, elevators) Water plant (induction motors)	City-owned
Level B3	200 kVA	Nursing Care Facilities (lighting, clinic equipment)	University
DC	20 kW	Energy Center (300 Vdc and 48 Vdc) (servers, lighting, fans)	University
Normal Quality	N/A	Nursing Care Facilities Training Center Dormitories	University
Level C	~ 10 kW	Hospital (Emergency power)	University

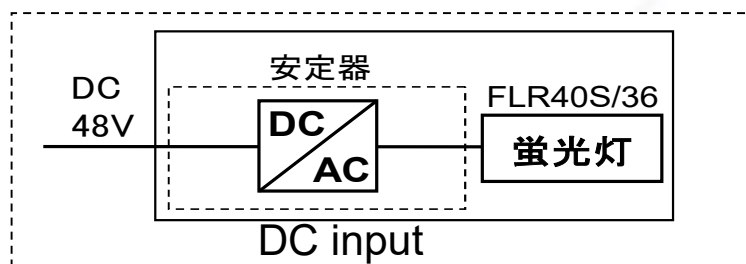
# Critical 48 VDC loads in Energy Center

## DC Fluorescent lighting

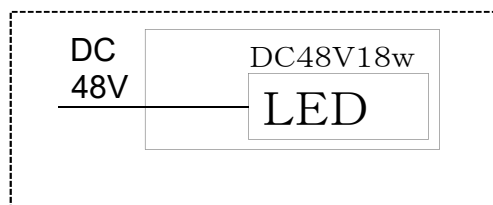
Fluorescent lamp ballast (Nextek, Made in USA)



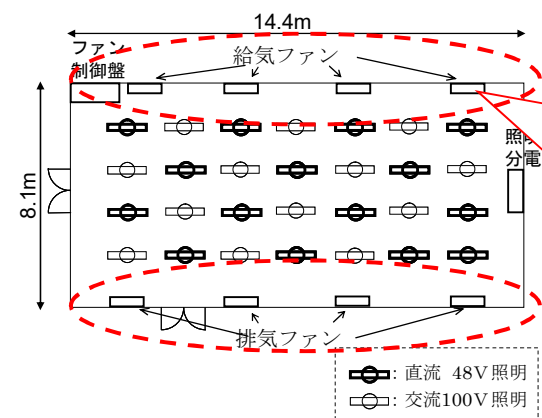
Lamp is a standard product.



## DC LED lighting



## DC Ventilation Fan



## DC Servers from USA

HP dc-input (BL20P)

Sendai Microgrid Control System



# Construction (1)





## Construction (2)



## Construction (3)





# Field test, Aug. 25 – 26, 2007



**Meeting before the field test**



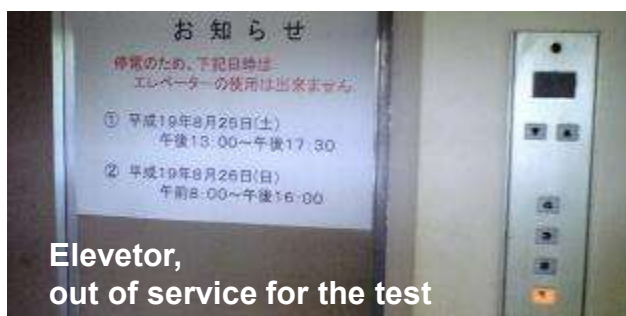
**Power quality meters and instruments**



**Operators for the test**



**Monitoring in out site**

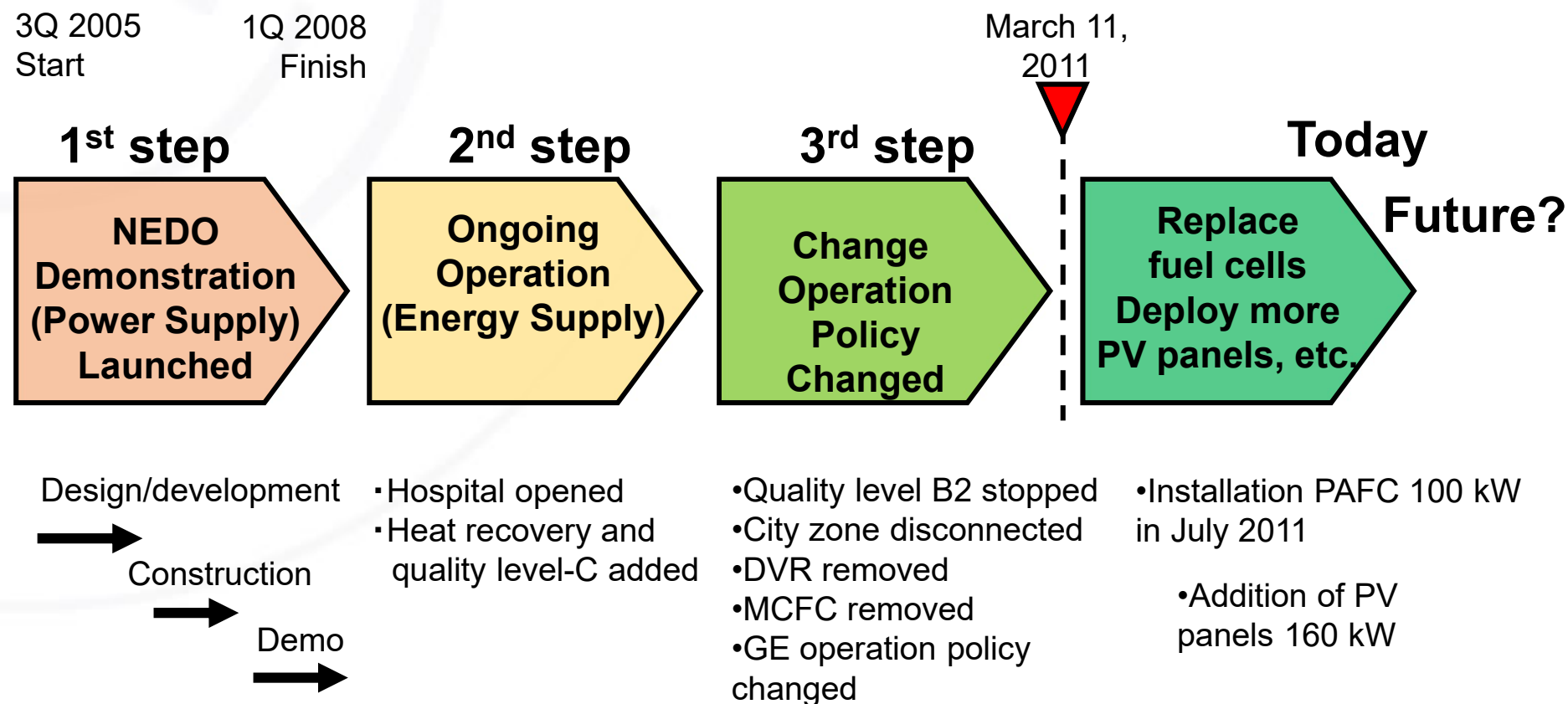


**Elevator,  
out of service for the test**



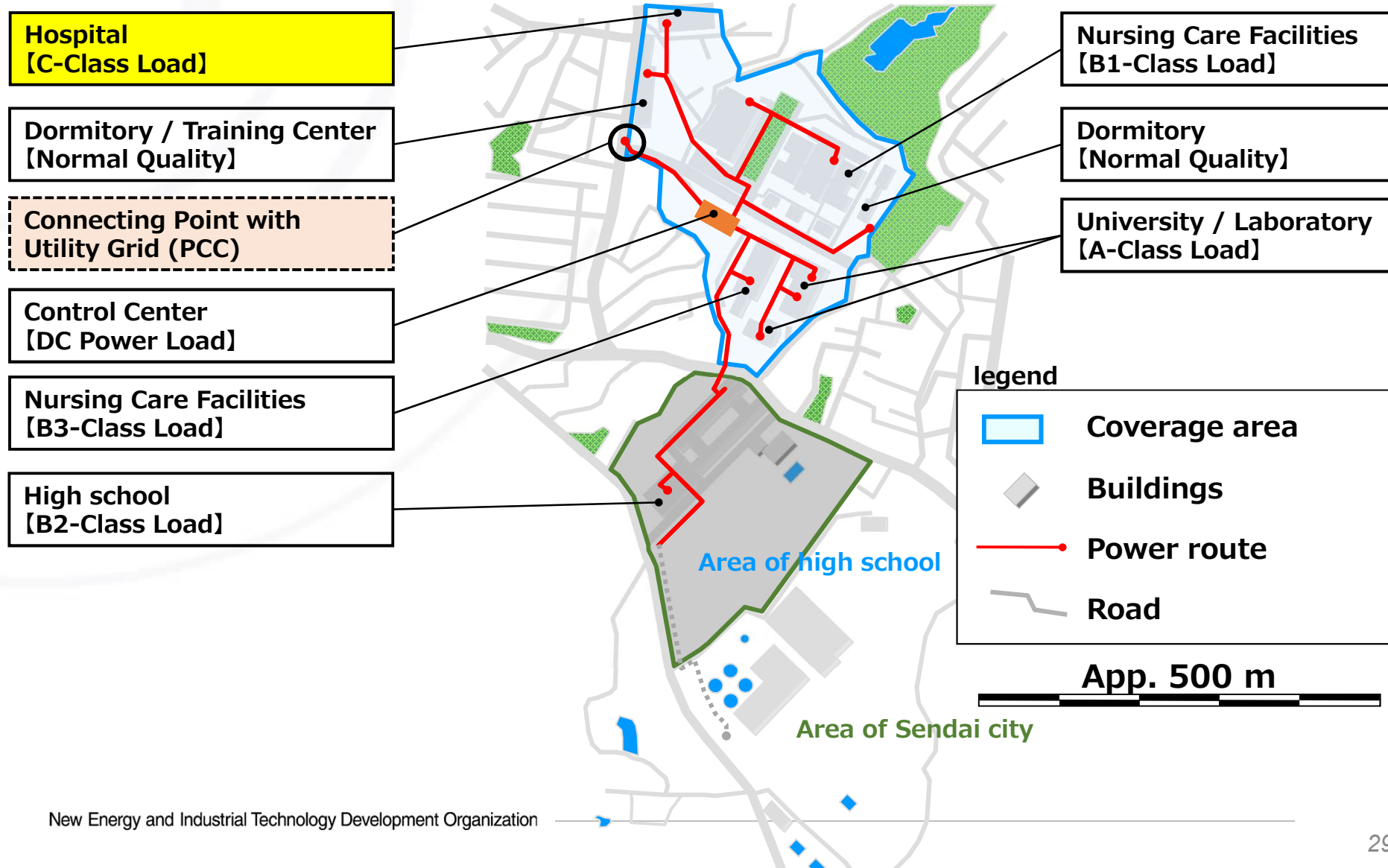
**Water supply facility**

# Evolution of the Sendai Microgrid

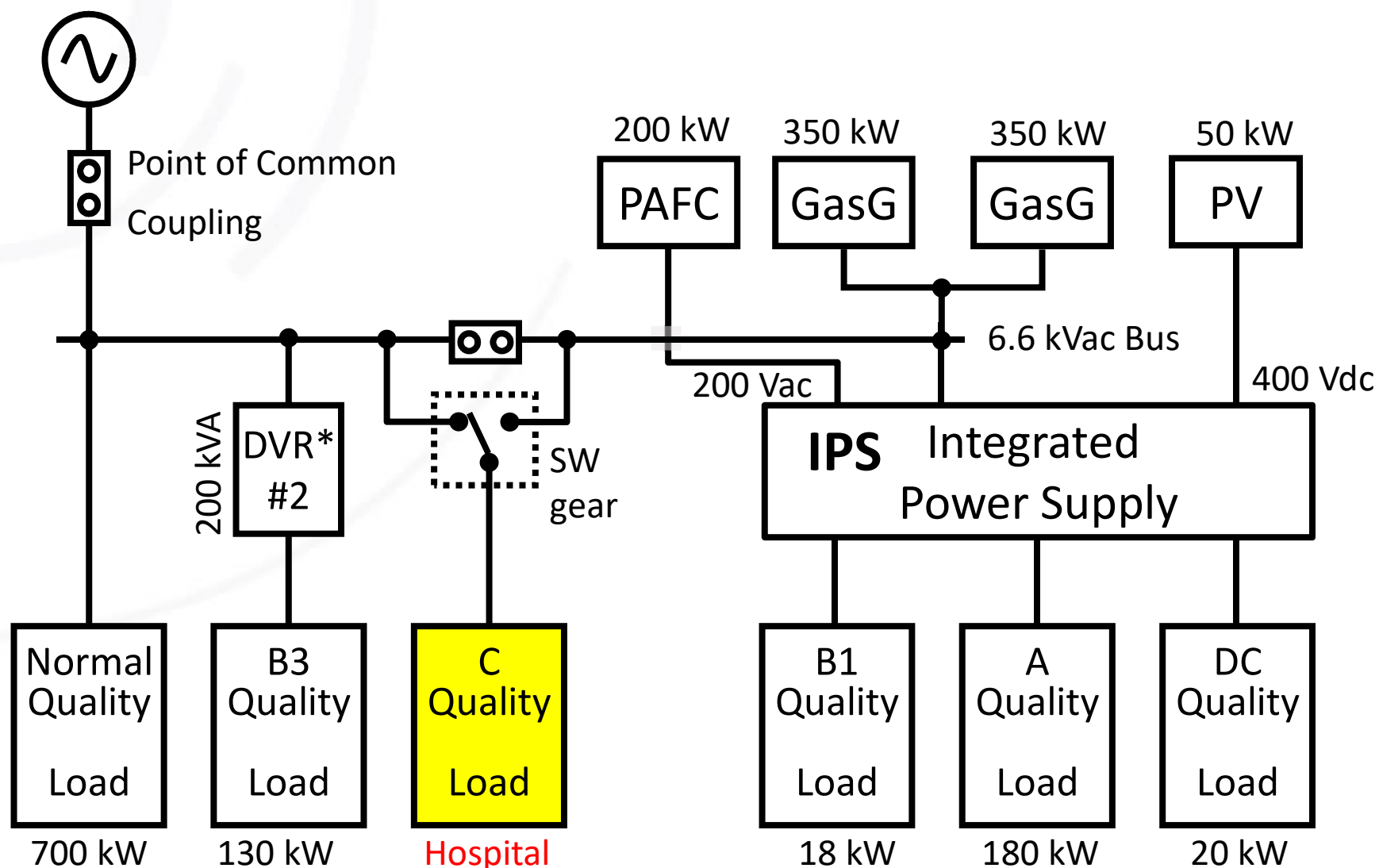


Evolution from Electric Power to Energy Supply System,  
and Going Green

# Started supplying electricity and heat to the newly established hospital



# “Power Quality Level-C” for New Hospital



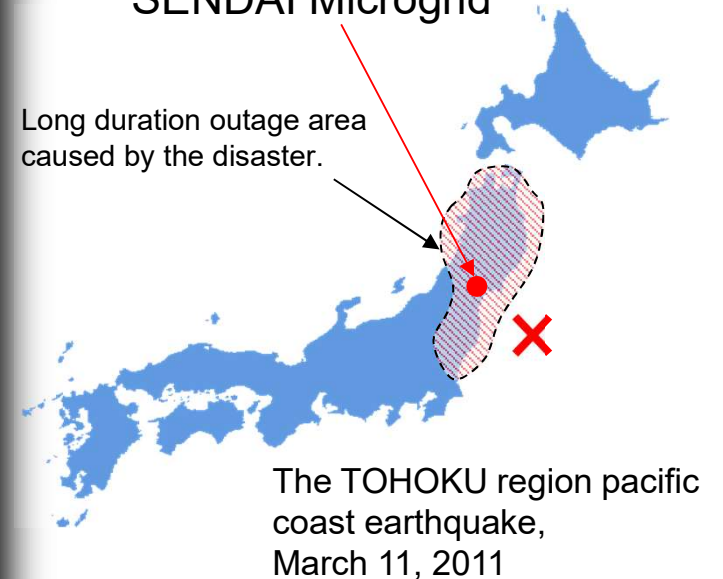


# A Microgrid That Wouldn't Quit, "March 11, 2011"



## SENDAI Microgrid

Long duration outage area caused by the disaster.



Source: <http://spectrum.ieee.org/energy/the-smarter-grid/a-microgrid-that-wouldnt-quit/0>

# The Great East Japan Earthquake, March 11, 2011



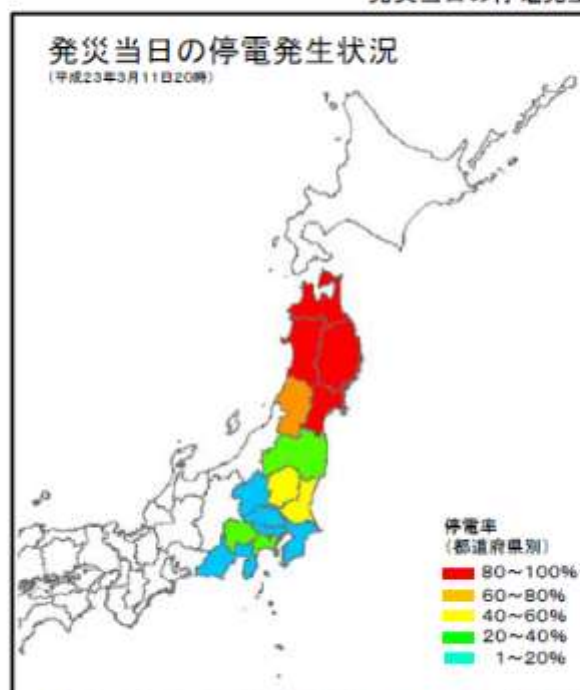


# Wide-area power outages in the Tohoku and Kanto areas



## ライフライン被害 電力

発災当日の停電発生状況(3月11日20時)



### 東北電力管内

都道府県	停電戸数	停電率(率)
青森県	900,000	99%
岩手県	770,000	95%
秋田県	660,000	98%
宮城県	1,370,000	96%
山形県	510,000	74%
福島県	270,000	22%

### 東京電力管内

都道府県	停電戸数	停電率(率)
東京都	102,665	1%
神奈川県	1,277,705	24%
栃木県	567,925	43%
千葉県	346,489	9%
埼玉県	342,878	8%
群馬県	225,524	17%
茨城県	823,404	42%
山梨県	145,009	22%
静岡県	113,051	13%

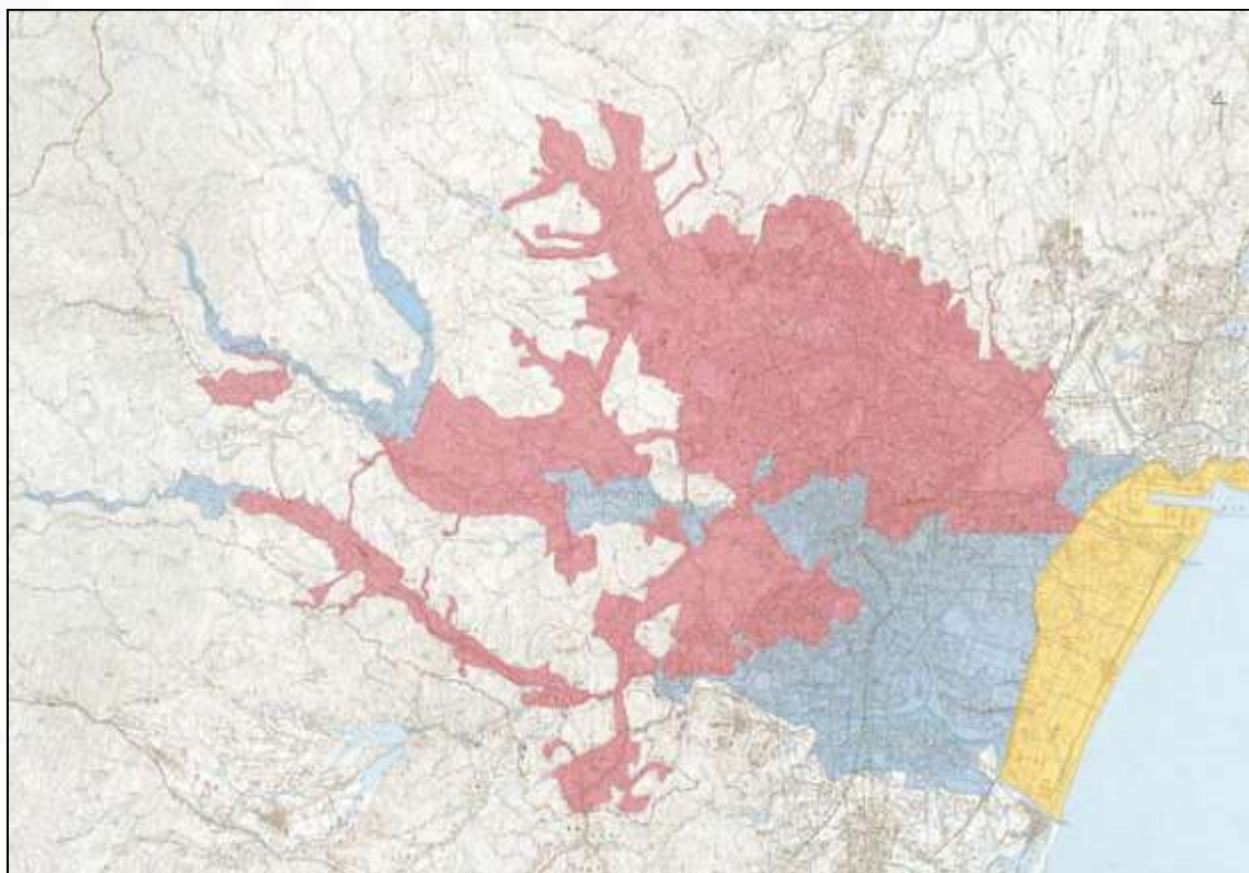
(※)東北電力の停電率=停電戸数/需要家戸数×100%で算出。需要家戸数は経済産業省提供資料による。  
東京電力の停電率=停電戸数/契約口数×100%で算出。契約口数は東京電力資料「平成22年度数表でみる東京電力」による。

(出典)  
停電戸数:東北電力HP「東北地方太平洋沖地震に関する。停電情報」<http://www.tohoku-epco.co.jp/emergency/3/index.html> 東京電力HP「東北地方太平洋沖地震による影響などについて」  
<http://www.tepco.co.jp/irc/press/index-j.html>

21

東北地方太平洋沖地震を教訓とした  
地震・津波対策に関する専門調査会  
報告  
参考図表集  
平成23年9月28日  
中央防災会議  
東北地方太平洋沖地震を教訓とした  
地震・津波対策に関する専門調査会

# Interruption of Water Service in Sendai

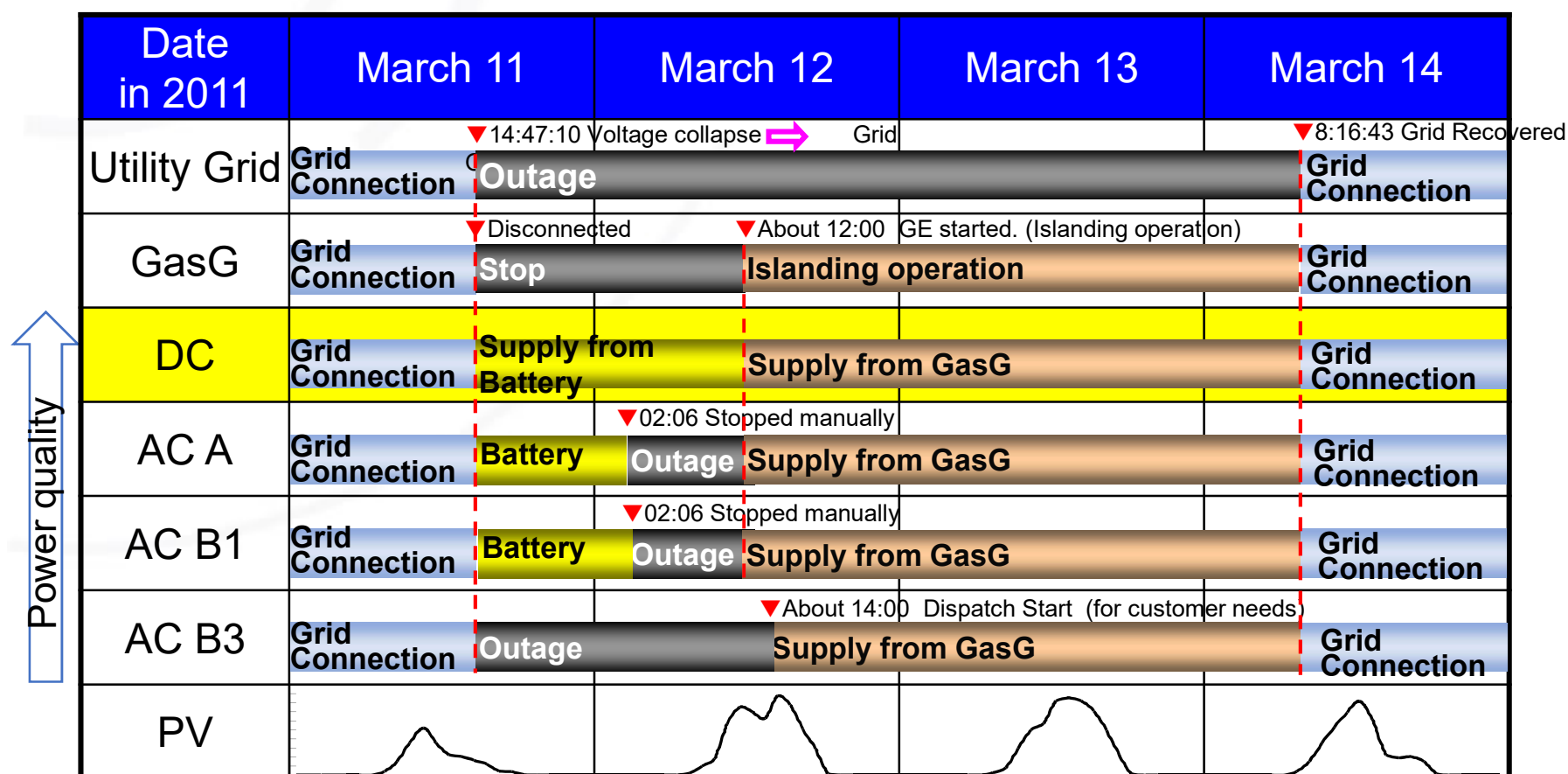


After March 11, 2011

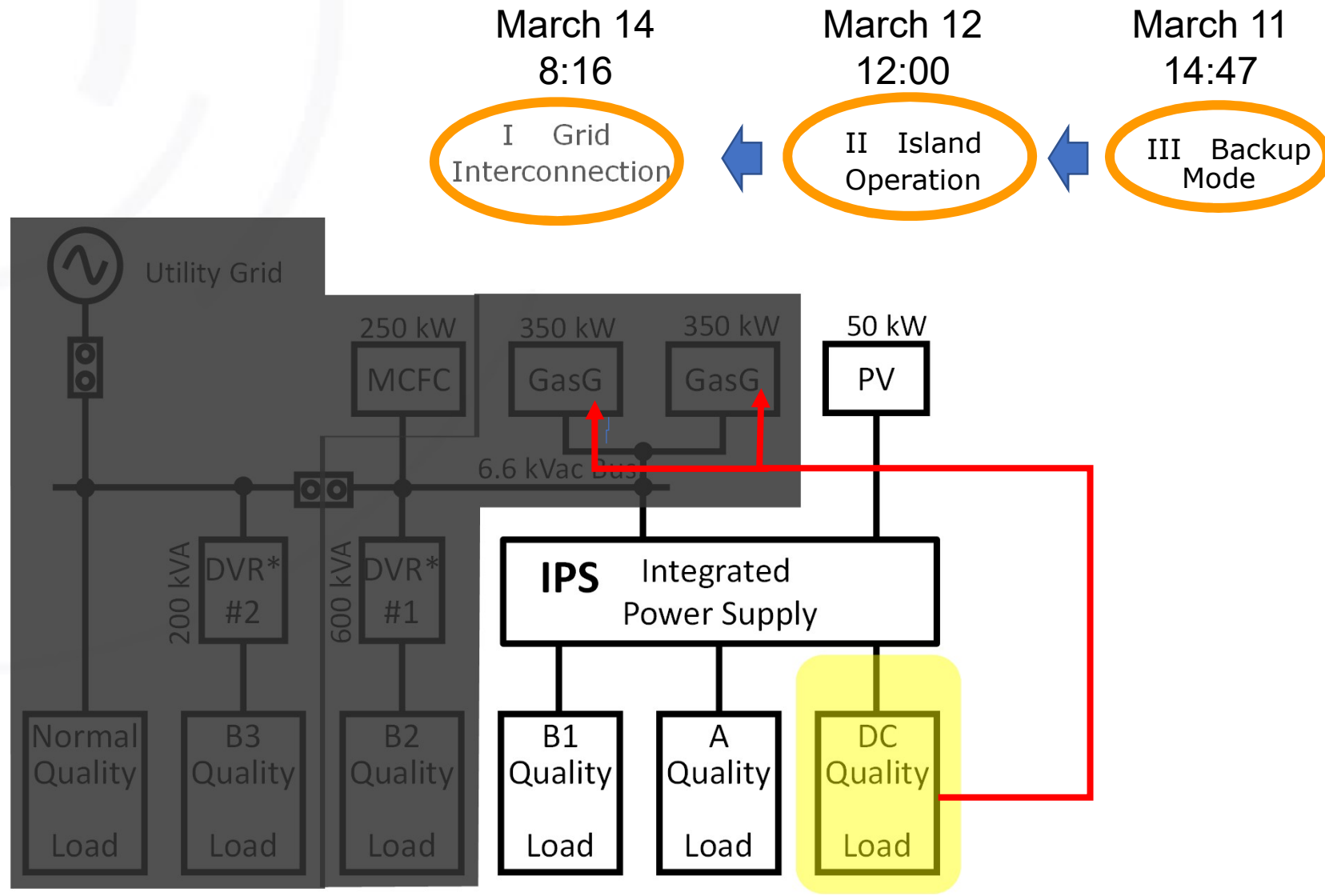
Red: No Service  
Blue: w/o Damage  
Yellow: Damaged by Tsunami

# Condition of Supplying Power during March 11

- The system continued to supply DC, A, B1 without any interruptions for the batteries and the PV generation.
- GasG supplied power for 43 hours during the outage.



# Operation After March 11 Disaster

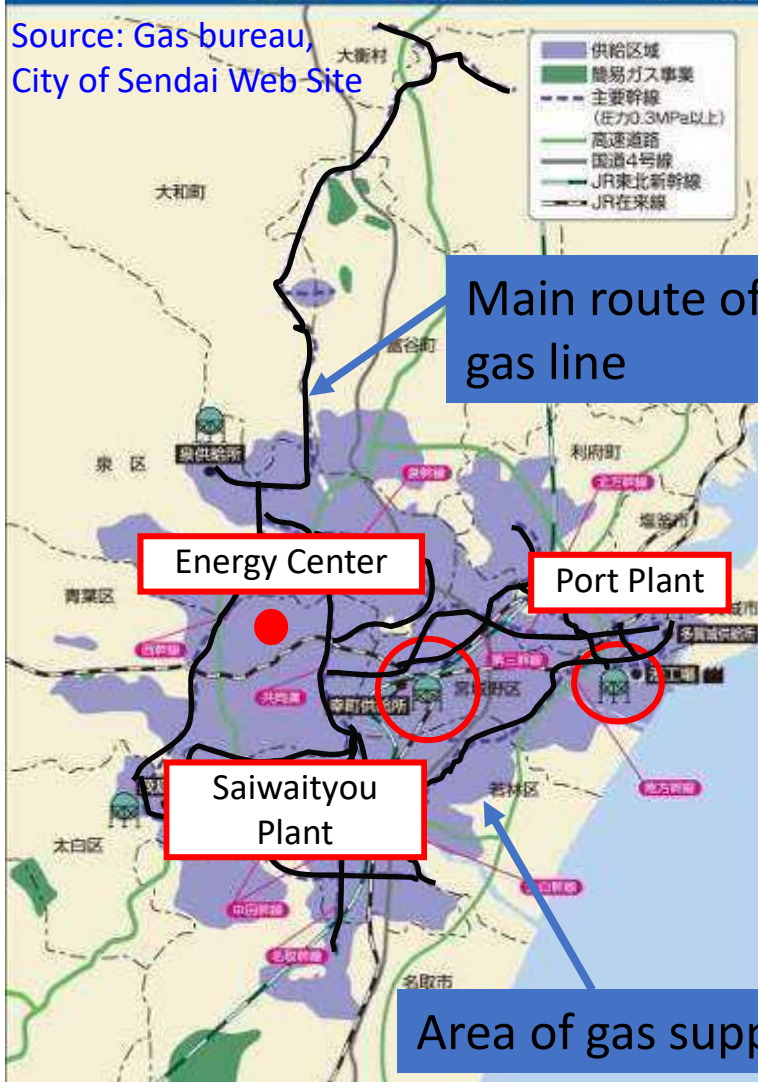




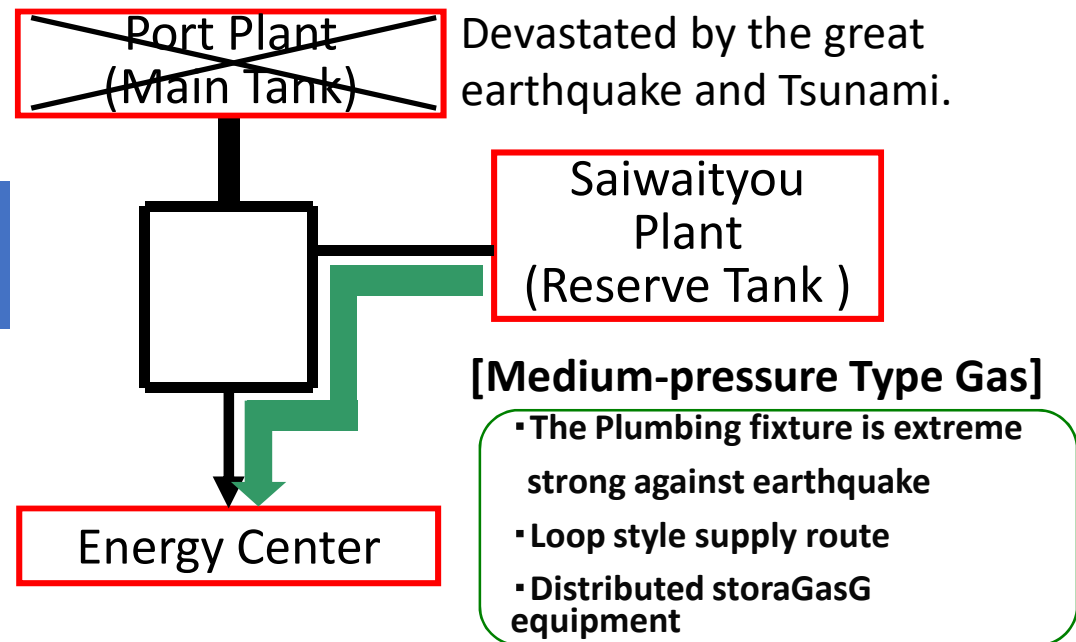
# The Condition of Gas Supply in Sendai (Medium and High-pressure Type Gas)

仙台市ガス局供給区域図 平成22年6月現在

Source: Gas bureau,  
City of Sendai Web Site



## The outline of gas line



Low-pressure gas for domestic use stopped in the whole Sendai area two hours after the earthquake. Within 25days after the disaster, supply was resumed in almost the whole area.

## Miner Damage in Sendai Microgrid Site


- No abnormal operation in the power system at the Energy Center.
- A few slight cracks and gaps have been discovered on the building and its foundation.



Crack on the outer wall of PQCR (Power Quality Control Room)



A gap on the noise suppression panel



Peeling off on the masonry joint of the foundation

# Why did The Sendai Microgrid work well?

Strict regulations and laws for microgrid facilities in Japan (e.g.)

- **Electricity Business Act**
  - Types of electrical facilities
    - electric facilities for business use
    - electric facilities for private use
    - electric facilities for general use
  - Obligations of installers for private electrical installations
    - Maintenance of Electric Facilities for Business Use
    - Safety Regulations
    - Chief Engineers
    - Construction Plans and Inspections
  - Grid Interconnection Guideline for Ensuring of the Electric Power Quality
- **Building Standards Law**
  - “new earthquake resistance design standard” enforced in 1981
- **Fire Service Act**
  - Fire Defense Equipment, etc.

## Lessons learned by NEDO demo, March 11 Disaster

---

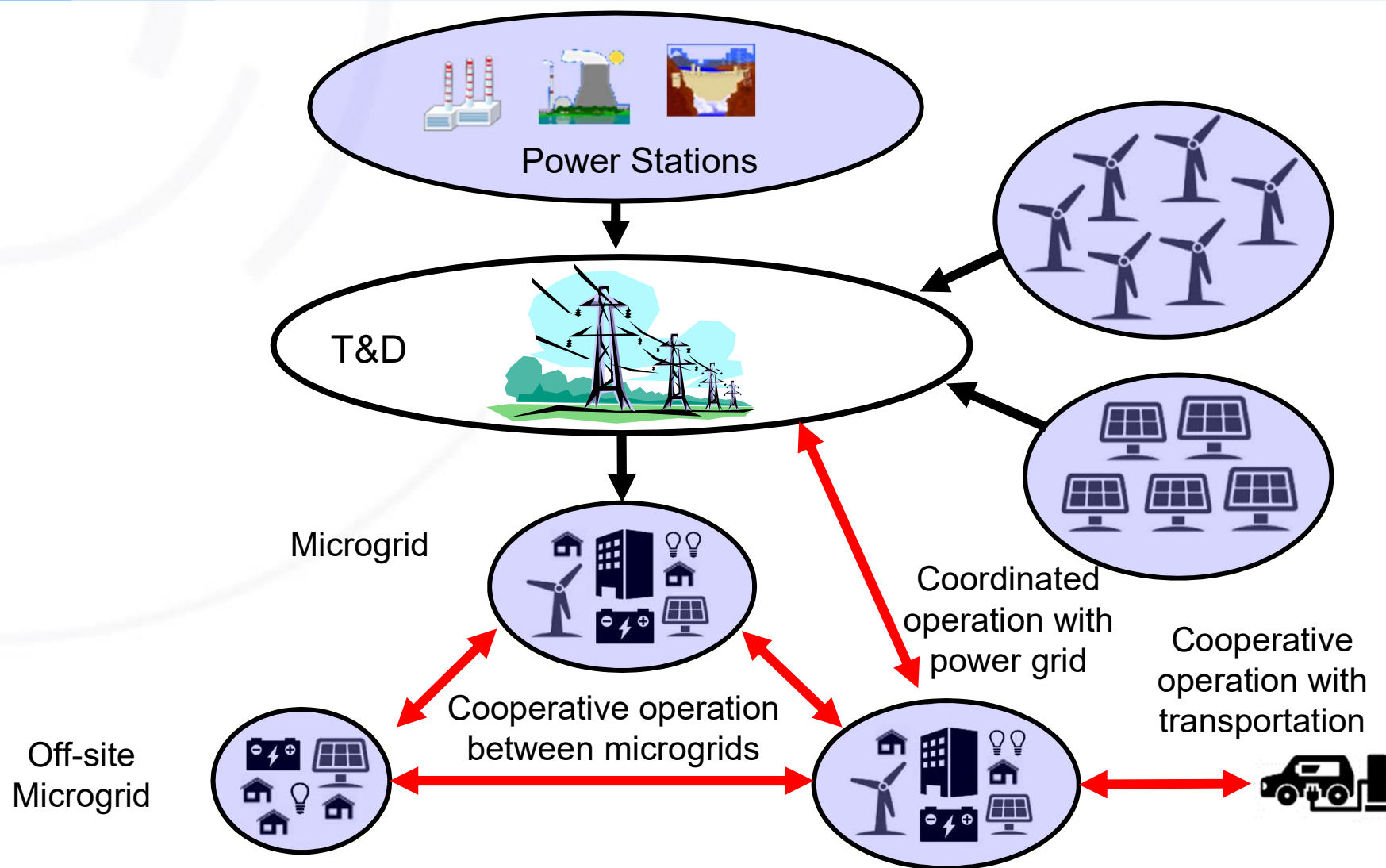
- Combination of different types of energy sources is essential for higher reliability. Medium pressure gas pipe lines in Japan were very strong.
- Technologies of seamless transfer and uninterruptible power supply are key factors for microgrids.
- DC power with battery is quite reliable and effective.
- Without well-trained engineers, high-performance hardware and software are useless. Training operators and service engineers is extremely important for BCP.
- Scalability and flexibility of the microgrids will accelerate the return from the investment.



## short and long term needs and solutions for enabling resilient system given recent events

- **Short time**
  - CAPEX: Who invests? Business model: Asset management, billing, etc.
  - Cost-benefit analysis
    - Maximize the value of microgrid
    - Budget is limited
  - Engineering: Tool for design (Cookie cutter)
    - Plug-in-play, flexibility of the system
      - DC power is more flexible!
- **Long time, *need to plan these changes, carefully!***
  - OPEX: Fuels, maintenance, over whole, etc.
  - Hardware performance: Aging, malfunctions, availability
  - Load management: Capacity of loads, scalability, fluctuation, change of needs
  - Personnel: Transfer, retrain, education
  - Regulation/code/policy
  - Plan of Long-term operation and do drill/training/education

# Evolution of microgrids



# Sendai City, Green New Deal Project

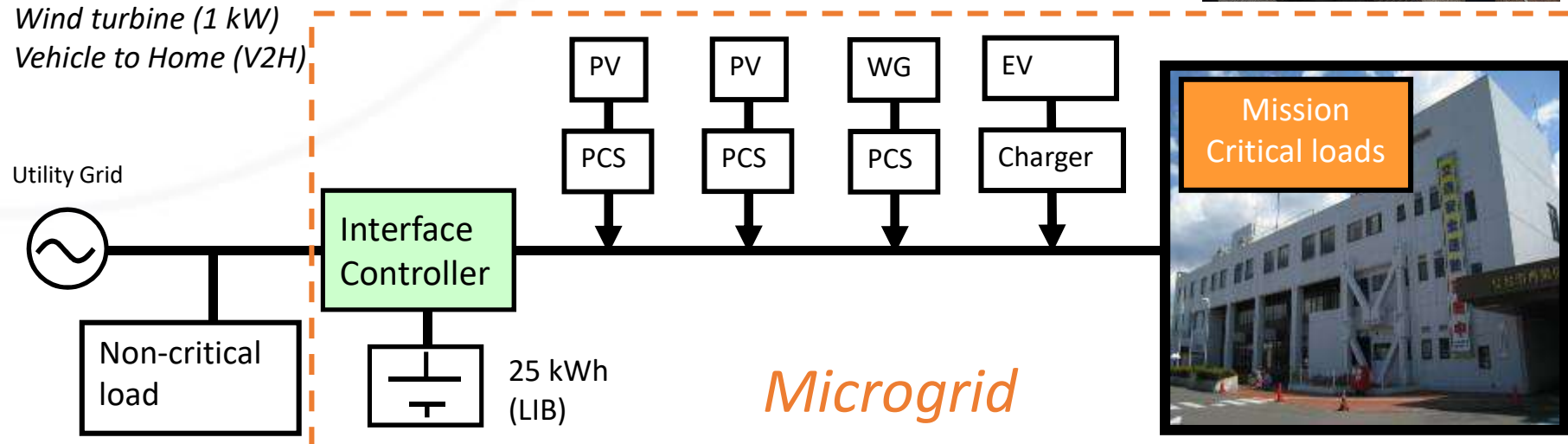
Planned in FY 2012, 16 sites in Sendai city

## Outline

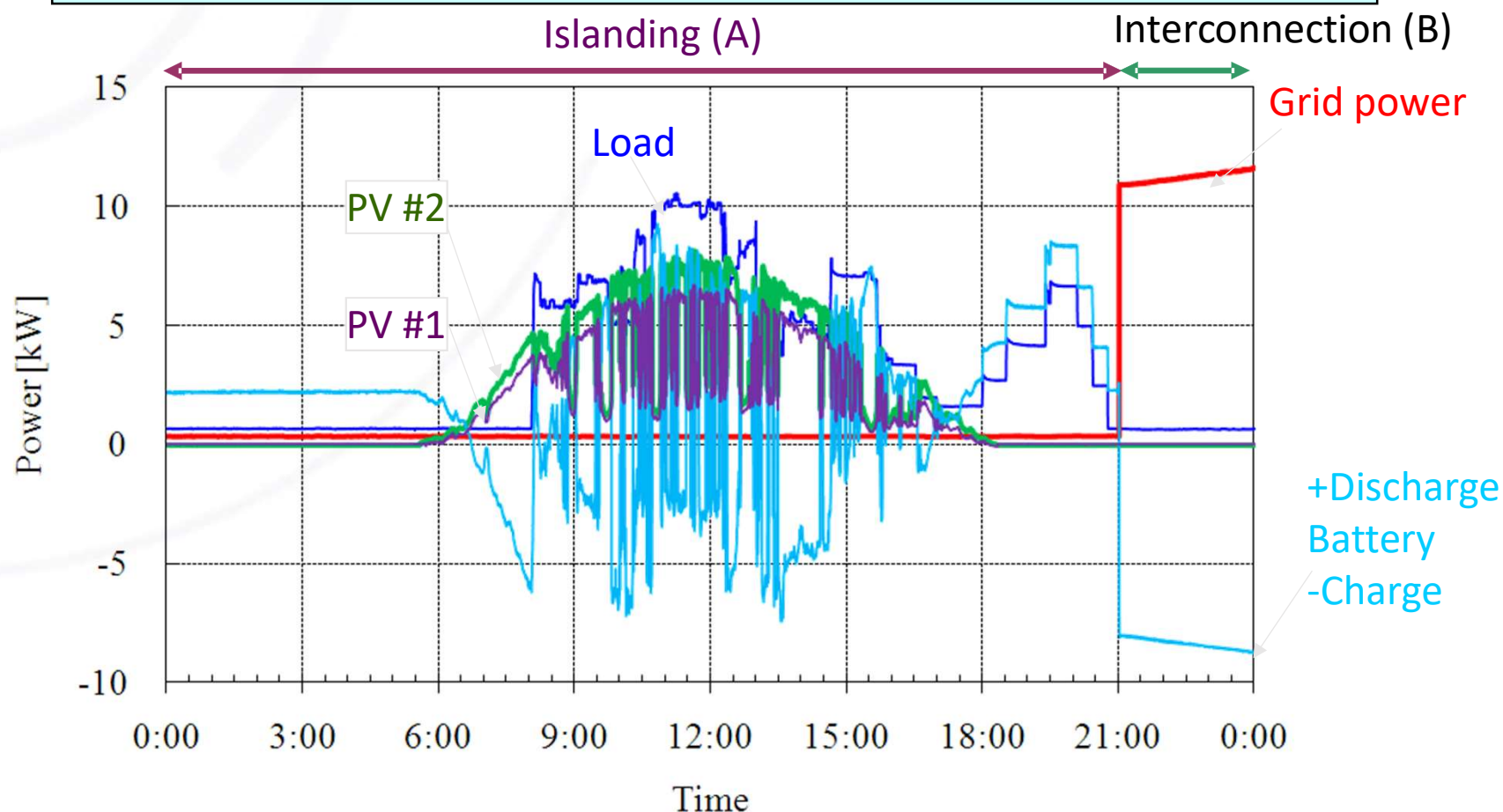
Sendai city officially decided to install disaster preventive power systems at up to 200 sites by FY2015.

Main equipment/per site

- Interface controller (ACSW + converter)
- PV panels (10 kW)
- Lithium-ion battery (25 kWh)
- Wind turbine (1 kW)
- Vehicle to Home (V2H)



- (A) Islanding operation with DES and battery  
 (B) Interconnection with battery charging  
 Seamless transfer between (A) and (B)





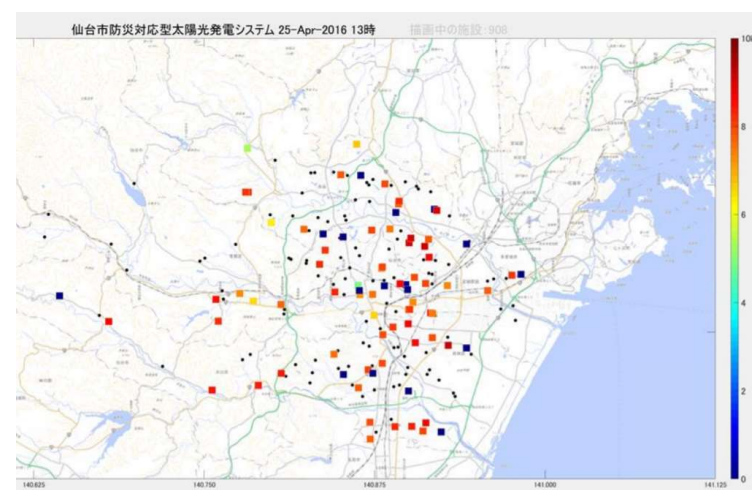
## Introduction of disaster impact reducing solar power generation systems, to designated shelters in Sendai

In the Great East Japan Earthquake, supply of electricity, gas, gasoline, etc. was interrupted, causing various inconveniences in the initial response such as shelter management.

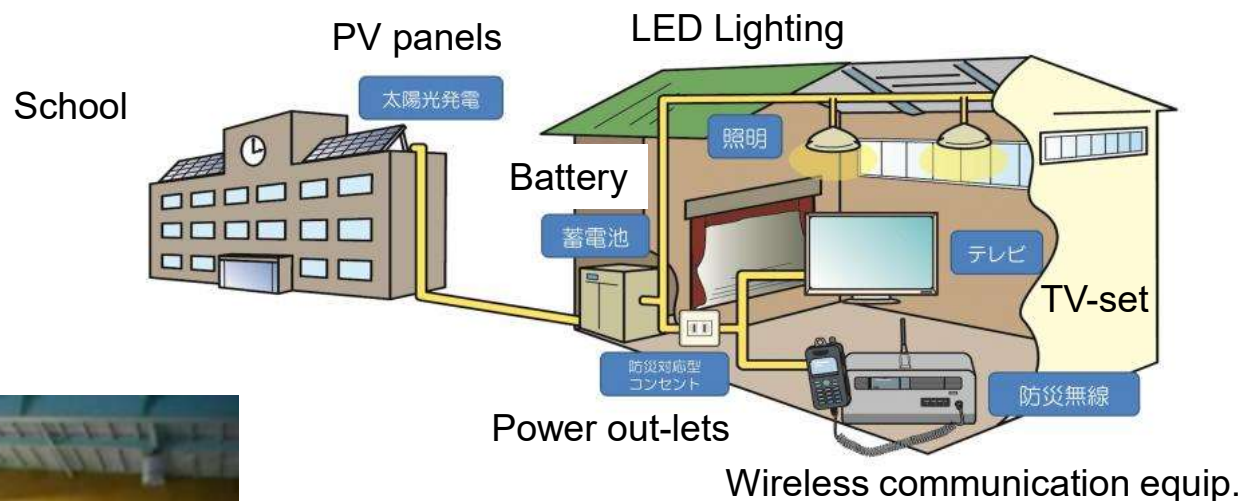
Based on this experience, in order to secure a self-sustainable power supply in the event of a disaster and reduce carbon dioxide emissions, 196 emergency shelters in the city, combined with photovoltaic power generation and storage batteries to respond to disasters.

Even if a long-term power outage occurs, by combining solar power generation and storage batteries, you can use information communication equipment such as disaster prevention radio and TV, lighting, outlets, etc. regardless of the weather.

Source: Sendai city web site



# System utilization during disaster drills



During disaster drills, residents used LED lamps powered from disaster prevention outlets and disaster prevention altitude lighting. Even if a disaster occurs at night, necessary energy can be secured at the evacuation center, ensuring safety in emergency evacuation.

Source: Sendai city web site

# Thank you for your attention

Keiichi Hirose


Smart Community Department

NEDO

[hirosekii@nedo.go.jp](mailto:hirosekii@nedo.go.jp)

*“It is not the strongest of the species that survives, nor the most intelligent, but the one most responsive to change.”*

Charles Darwin, British naturalist, geologist and biologist



## References

---

**The Operational Experience of Sendai Microgrid in the Aftermath of the Great East Japan Earthquake: A Case Study**

[https://www.nedo.go.jp/english/reports\\_20130222.html#ejapan](https://www.nedo.go.jp/english/reports_20130222.html#ejapan)

**WEB Site LBNL about the Sendai Microgrid**

<https://building-microgrid.lbl.gov/sendai-microgrid>

**WEB Site IEEE spectrum, A Microgrid That Wouldn't Quit, "March 11, 2011"**

<http://spectrum.ieee.org/energy/the-smarter-grid/a-microgrid-that-wouldnt-quit/0>

**Powering Through the Storm: Microgrids Operation for More Efficient Disaster Recovery**

IEEE Power and Energy Magazine ( Volume: 12 , Issue: 3 , May-June 2014 )

**Japan's Pivot to Resilience: How Two Microgrids Fared After the 2011 Earthquake**

IEEE Power and Energy Magazine ( Volume: 13 , Issue: 3 , May-June 2015 )