



GLOBAL WIND STATISTICS 2011

07.02.2012

GWEC
GLOBAL WIND ENERGY COUNCIL

GLOBAL INSTALLED WIND POWER CAPACITY (MW) – REGIONAL DISTRIBUTION

	End 2010	New 2011	Total End 2011
AFRICA & MIDDLE EAST			
Cape Verde	2	23	24
Morocco	286	5	291
Iran	90	3	91
Egypt	550	-	550
Other ⁽¹⁾	137	-	137
Total	1,065	31	1,093
ASIA			
China**	44,733	18,000	62,733
India	13,065	3,019	16,084
Japan	2,334	168	2,501
Taiwan	519	45	564
South Korea	379	28	407
Vietnam	8	29	30
Other ⁽²⁾	69	9	79
Total	61,106	21,298	82,398
EUROPE			
Germany	27,191	2,086	29,060
Spain	20,623	1,050	21,674
France**	5,970	830	6,800
Italy	5,797	950	6,747
UK	5,248	1,293	6,540
Portugal	3,706	377	4,083
Denmark	3,749	178	3,871
Sweden	2,163	763	2,970
Netherlands	2,269	68	2,328
Turkey**	1,329	470	1,799
Ireland	1,392	239	1,631
Greece	1,323	311	1,629
Poland	1,180	436	1,616
Austria	1,014	73	1,084
Belgium	886	192	1,078
Rest of Europe ⁽³⁾	2,807	966	3,708
Total Europe	86,647	10,281	96,616
of which EU-27 ⁽⁴⁾	84,650	9,616	93,957
LATIN AMERICA & CARIBBEAN			
Brazil	927	583	1,509
Mexico**	519	354	873
Chile	172	33	205
Argentina	50	79	130
Costa Rica	119	13	132
Honduras	-	102	102
Dominican Republic	-	33	33
Caribbean ⁽⁵⁾	91	-	91
Others ⁽⁶⁾	118	10	128
Total	1,997	1,206	3,203
NORTH AMERICA			
USA	40,298	6,810	46,919
Canada	4,008	1,267	5,265
Total	44,306	8,077	52,184
PACIFIC REGION			
Australia	1,990	234	2,224
New Zealand	514	108	622
Pacific Islands	12	-	12
Total	2,516	342	2,858
WORLD TOTAL	197,637	41,236	238,351

Source: GWEC

¹ South Africa, Israel, Nigeria, Jordan, Kenya, Libya, Tunisia

² Bangladesh, Indonesia, Philippines, Sri Lanka, Thailand

³ Romania, Norway, Bulgaria, Hungary, Czech Republic, Finland, Lithuania, Estonia, Croatia, Ukraine, Cyprus, Luxembourg, Switzerland, Latvia, Russia, Faroe Islands, Slovakia, Slovenia, FYROM, Iceland, Liechtenstein, Malta

⁴ Austria, Belgium, Bulgaria, Cyprus, Czech Republic, Denmark, Estonia, Finland, France, Germany, Greece, Hungary, Ireland, Italy, Latvia, Lithuania, Luxembourg, Malta, Netherlands, Poland, Portugal, Romania, Slovakia, Slovenia, Spain, Sweden, UK

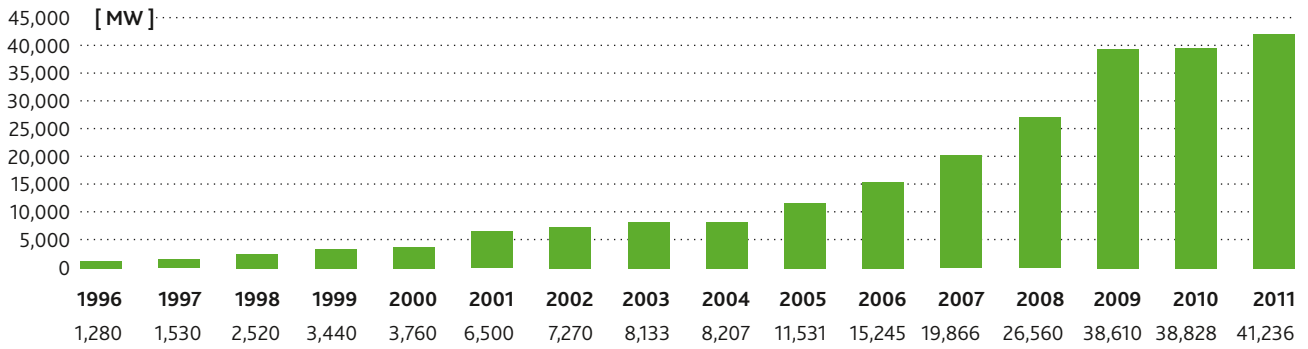
⁵ Caribbean: Jamaica, Cuba, Dominica, Guadalupe, Curacao, Aruba, Martinica, Bonaire

⁶ Colombia, Ecuador, Nicaragua, Peru, Uruguay

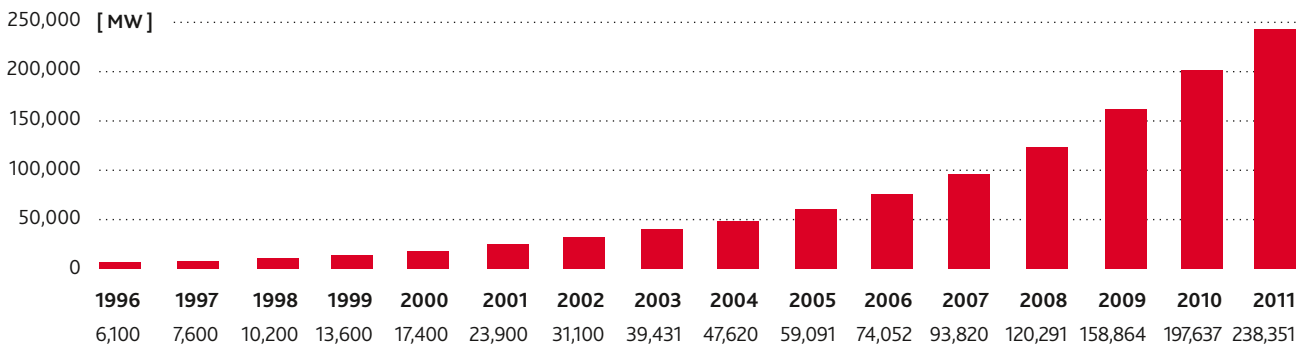
** Provisional Figure

Please note: Project decommissioning of approximately 518 MW and rounding affect the final sums

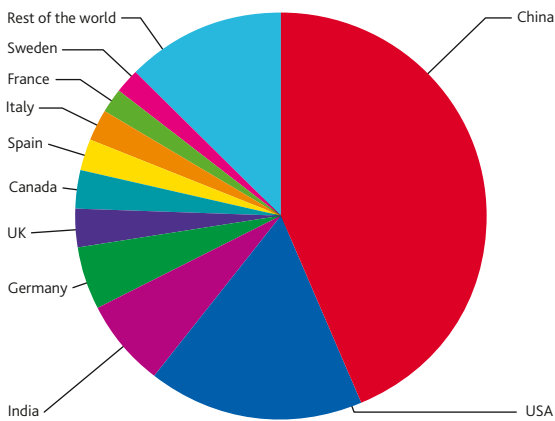
GLOBAL ANNUAL INSTALLED WIND CAPACITY 1996-2011



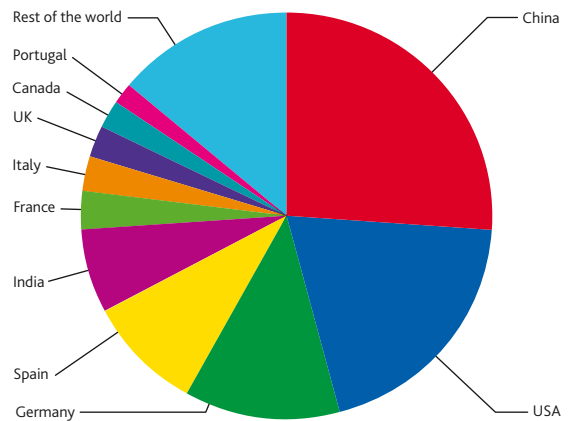
GLOBAL CUMULATIVE INSTALLED WIND CAPACITY 1996-2011



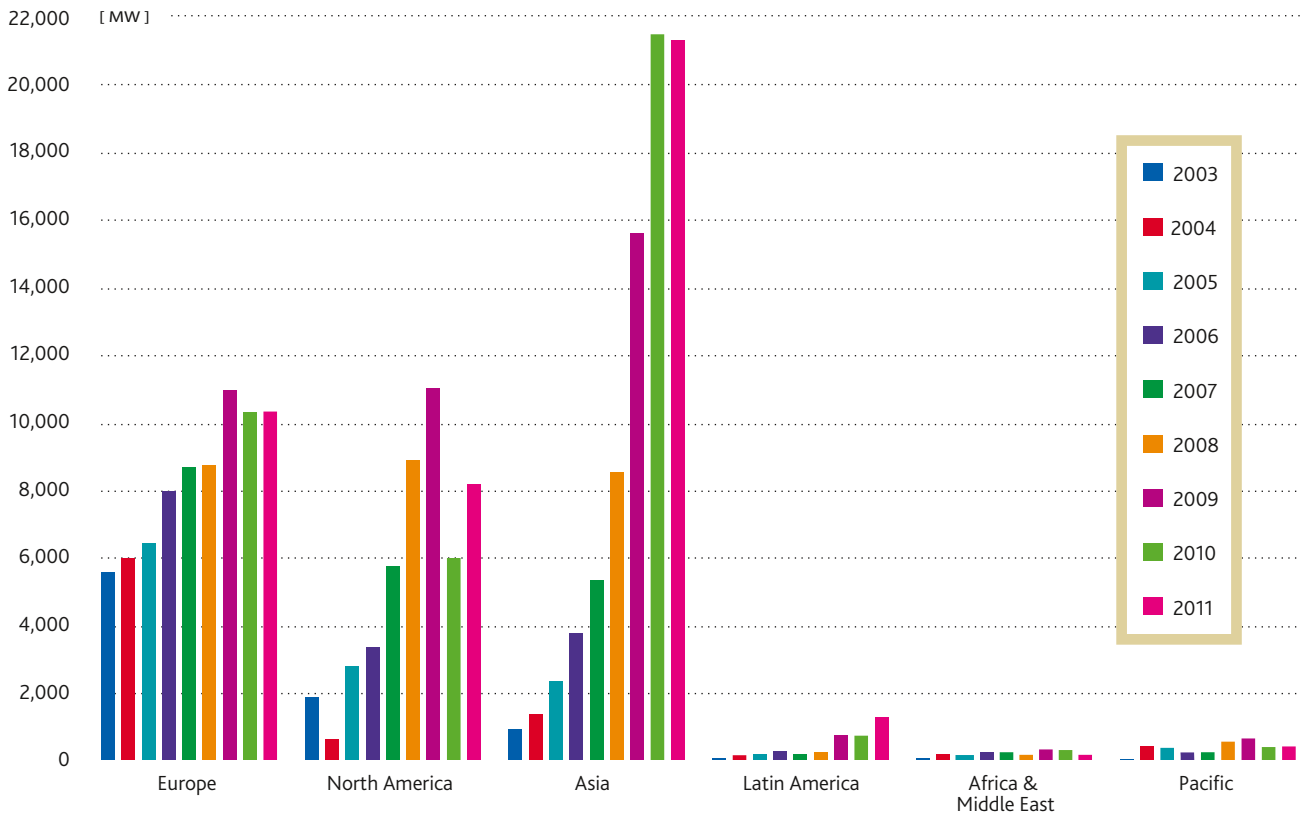
TOP 10 NEW INSTALLED CAPACITY JAN-DEC 2011



TOP 10 CUMULATIVE CAPACITY DEC 2011



ANNUAL INSTALLED CAPACITY BY REGION 2003-2011



For more information, please contact:

LAUHA FRIED
 Communications Director
 GLOBAL WIND ENERGY COUNCIL

Tel + 32 2 213 18 98
 Mob: + 32 477 364 251
 Email: lauha.fried@gwec.net

GLOBAL WIND ENERGY COUNCIL
 Rue d'Arlon 80
 1040 Brussels, Belgium