

FAO Hunger Map 2015

Millennium Development Goal 1 and World Food Summit Hunger Targets

Produced by FAO's Statistics Division
For additional information please visit: <http://www.fao.org/economic>

1 About 795 million people in the world still lack sufficient food for conducting an active and healthy life.

2 Yet progress has been made, even in the presence of significant population growth. Approximately 216 million fewer people suffer from undernourishment than 25 years ago and 167 million fewer than a decade ago.

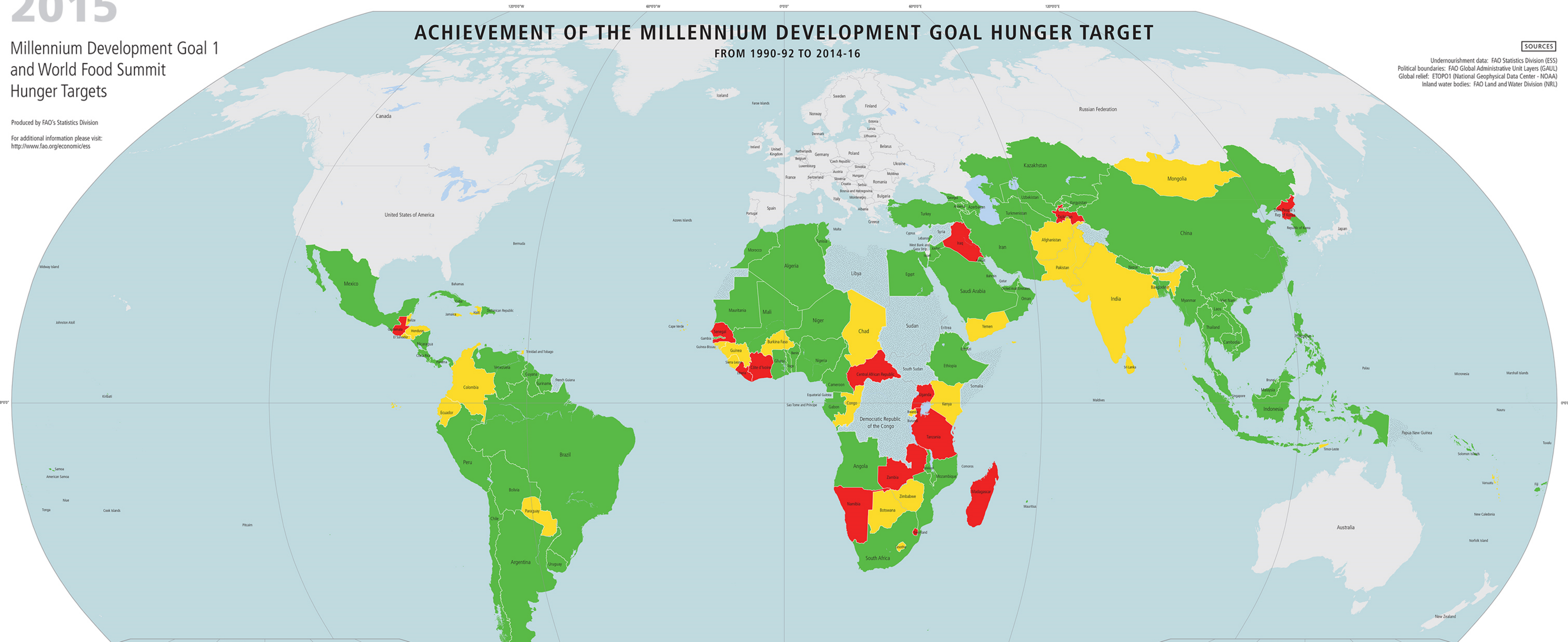
3 The year 2015 marks the end of the monitoring period for the Millennium Development Goal targets. Seventy-two out of 129 developing countries – more than half the countries monitored – have reached the MDG 1C hunger target of halving the proportion of the chronically undernourished.

4 In developing regions the target was missed by a small margin, with the share of undernourished having decreased during the monitoring period from 23.3 to 12.9 percent.

5 Some regions, such as Latin America, the east and southeastern regions of Asia, the Caucasus and Central Asia, and the northern and western regions of Africa, have made fast progress. Progress was also recorded in southern Asia, Oceania, the Caribbean and southern and eastern Africa, but at too slow of a pace to reach the MDG 1C target.

6 In many countries that have failed to reach the international hunger targets, natural and human-induced disasters or political instability have resulted in protracted crises, with increased vulnerability and food insecurity among large segments of the population.

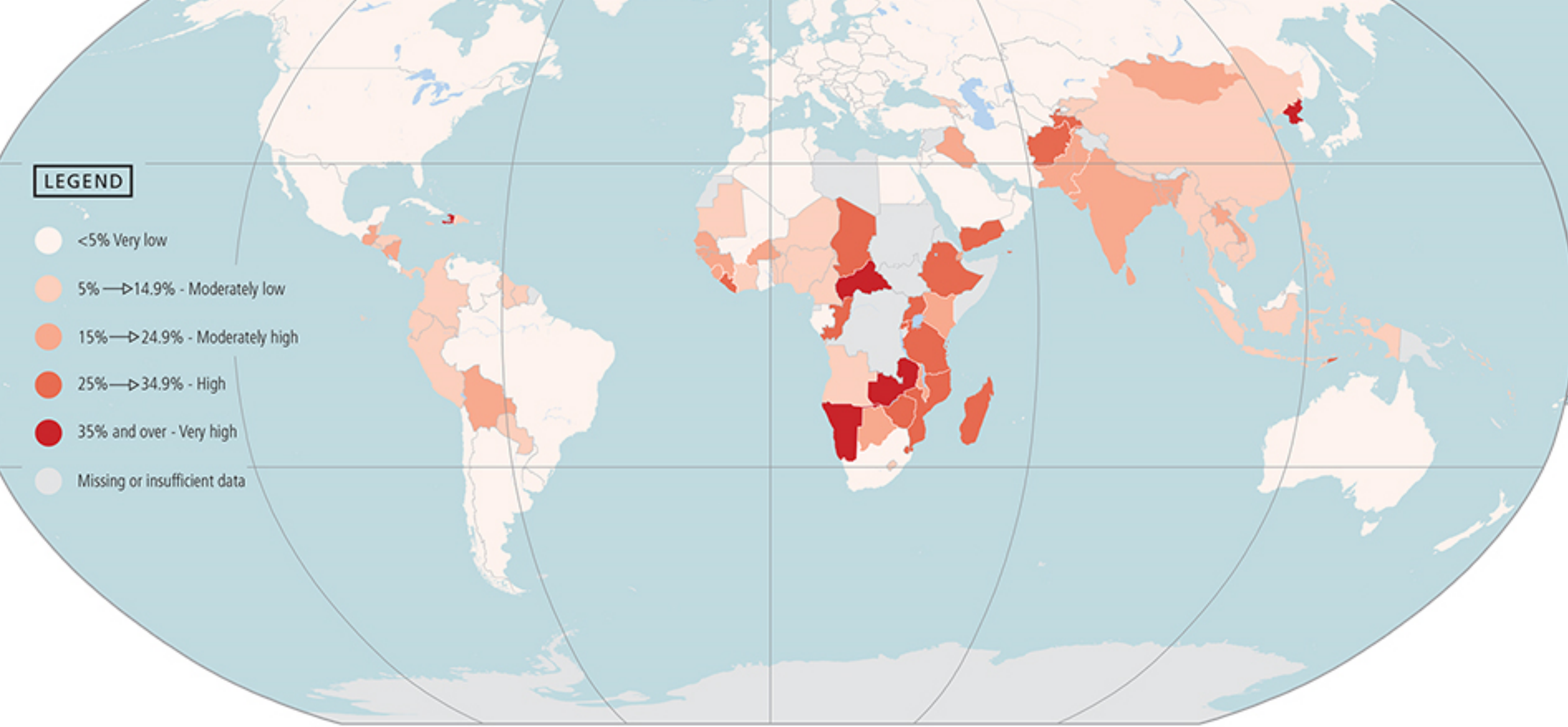
ACHIEVEMENT OF THE MILLENNIUM DEVELOPMENT GOAL HUNGER TARGET FROM 1990-92 TO 2014-16



SOURCES

Undernourishment data: FAO Statistics Division (ESS)
Political boundaries: FAO Global Administrative Unit Layers (GAUL)
Global relief: ETOPO1 (National Geophysical Data Center - NOAA)
Inland water bodies: FAO Land and Water Division (NRL)

PREVALENCE OF UNDERNOURISHMENT IN THE POPULATION (PERCENT) IN 2014-16



- LEGEND**
- <5% Very low
 - 5% —> 14.9% - Moderately low
 - 15% —> 24.9% - Moderately high
 - 25% —> 34.9% - High
 - 35% and over - Very high
 - Missing or insufficient data

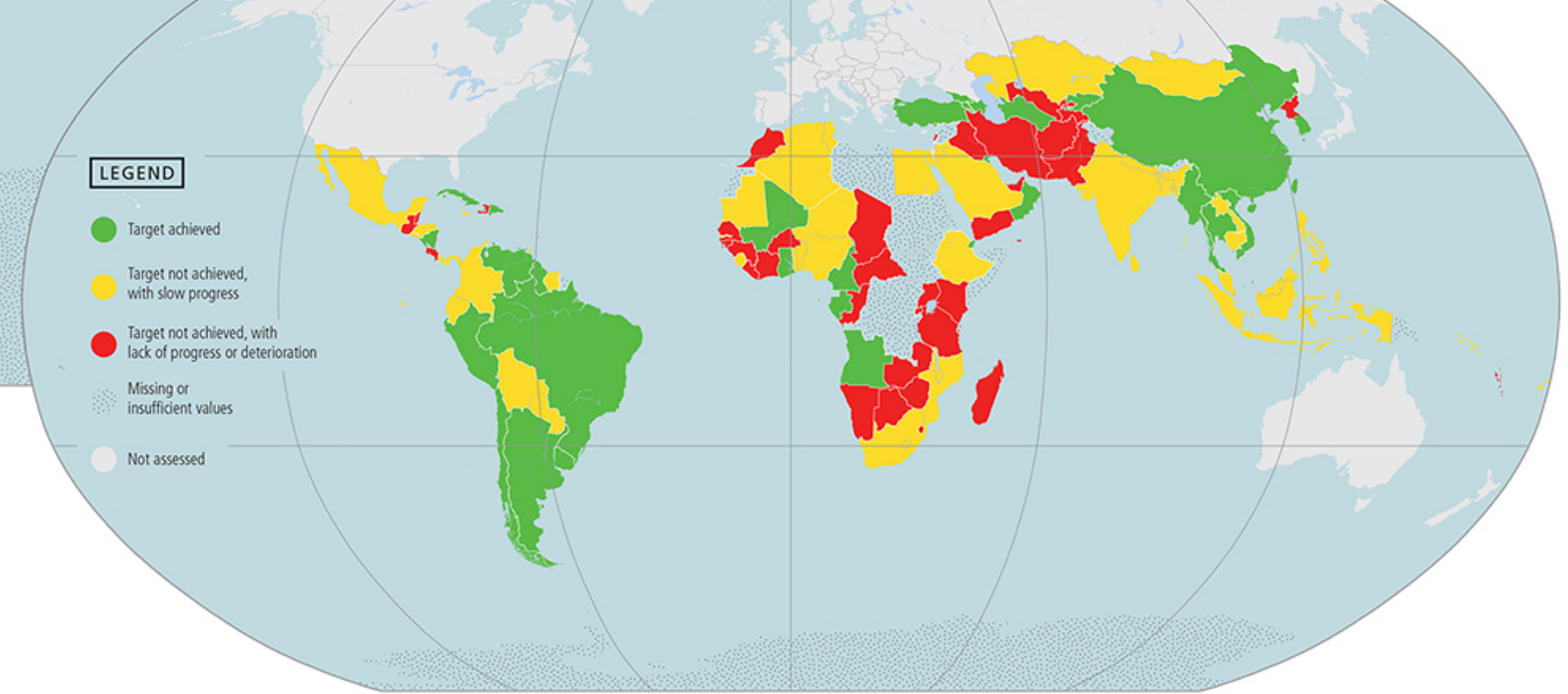
- LEGEND**
- Target 1C achieved
 - Target 1C not achieved, with slow progress
 - Target 1C not achieved, with lack of progress or deterioration
 - Missing or insufficient values
 - Not assessed

NOTES

Millennium Development Goal 1, target 1C: halve, between 1990-92 and 2015, the proportion of people suffering from undernourishment, or reduce this proportion below 5 percent. This measures the proportion of the population below the minimum level of dietary energy consumption (undernourishment). The assessment is not conducted for developed regions.

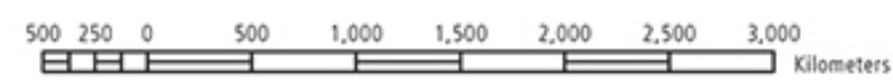
Prevalence of undernourishment: measures the probability that a randomly selected individual in the population is consuming an amount of dietary energy, which is insufficient to cover her/his requirements to lead an active and healthy life.

ACHIEVEMENT OF THE WORLD FOOD SUMMIT TARGET FROM 1990-92 TO 2014-16



- LEGEND**
- Target achieved
 - Target not achieved, with slow progress
 - Target not achieved, with lack of progress or deterioration
 - Missing or insufficient values
 - Not assessed

World Food Summit (WFS) goal: to eradicate hunger in all countries, with an immediate view to reducing the number of undernourished people to half their present level no later than 2015.



The designations employed and the presentation of the material in the map do not imply the expression of any opinion whatsoever on the part of FAO concerning the legal or constitutional status of any country, territory or sea area, or concerning the delimitation of frontiers.